



2019

BIKE
—
2019



FULL SUSPENSION	10 - 33
HARDTAIL	34 - 73
ROAD	74 - 93
TREKKING OFFROAD	94 - 109
TREKKING ONROAD	110 - 127
CITY	128 - 139
KIDS	140 - 161
INFO	162 - 175



RESEARCH



DESIGN



PAINTWORK



LABELING



WHEEL ASSEMBLY



ALLOCATION



BIKE ASSEMBLY



FINAL CHECK

Seit Jahrzehnten beweist KTM seine Kompetenz als einflussreicher globaler Fahrradhersteller.

Die Fahrradtechnik hat sich vielfach verändert und enorme Fortschritte gemacht. Im Laufe dieser Zeit hat sich KTM zu einem der letzten verbliebenen Vollsortimenter entwickelt. Eines jedoch ist immer gleich geblieben: KTM baut nach wie vor "Bikes - Made in Austria".

Bereits das erste KTM Fahrrad Fleetwing trug 1964 das Gütesiegel Made in Austria. Mehr als 50 Jahre später ist KTM stolz darauf, seine Fahrräder wieder mit diesem Siegel zu versehen, das für höchste Qualität und modernste Technologien steht. Mittlerweile wird in mehr als 50 Ländern weltweit auf KTM Bikes - Made in Austria vertraut.

MADE IN AUSTRIA

KTM has spent decades developing into an influential player in the global bicycle sector.

Bike technologies have changed enormously and the progress has been significant especially in the last decade. As the decades have past KTM finally became a manufacturer that covers the whole range of bikes. But one thing has never changed: KTM still builds bikes at its base in Mattighofen awarding the badge - Made in Austria.

The first KTM bike the Fleetwing, displayed the quality label Made in Austria (1964). More than 50 years later KTM is proud to label the biggest part of its bikes again with that mark standing for highest quality and state-of-the-art technologies. In addition to this, more than 50 countries around the world trust in KTM Bikes - Made in Austria



1964



1972



1978



1982



1991



1994



2000



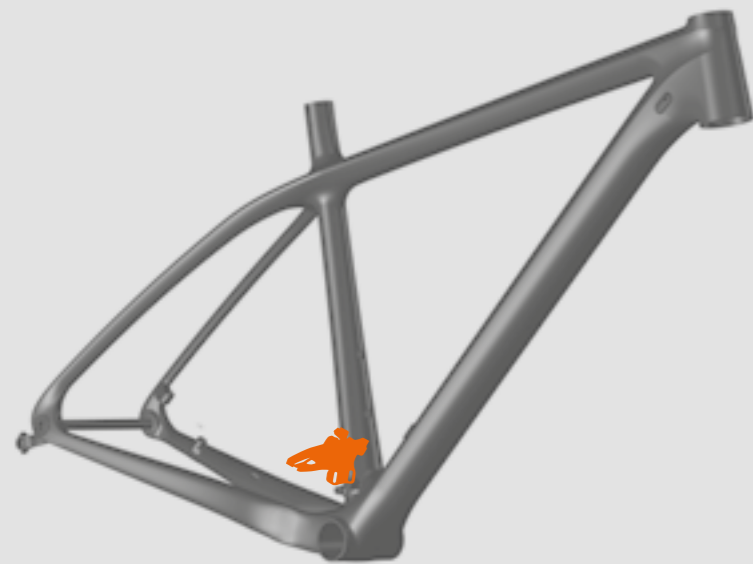
2003



2009



2019



SIDE SWING

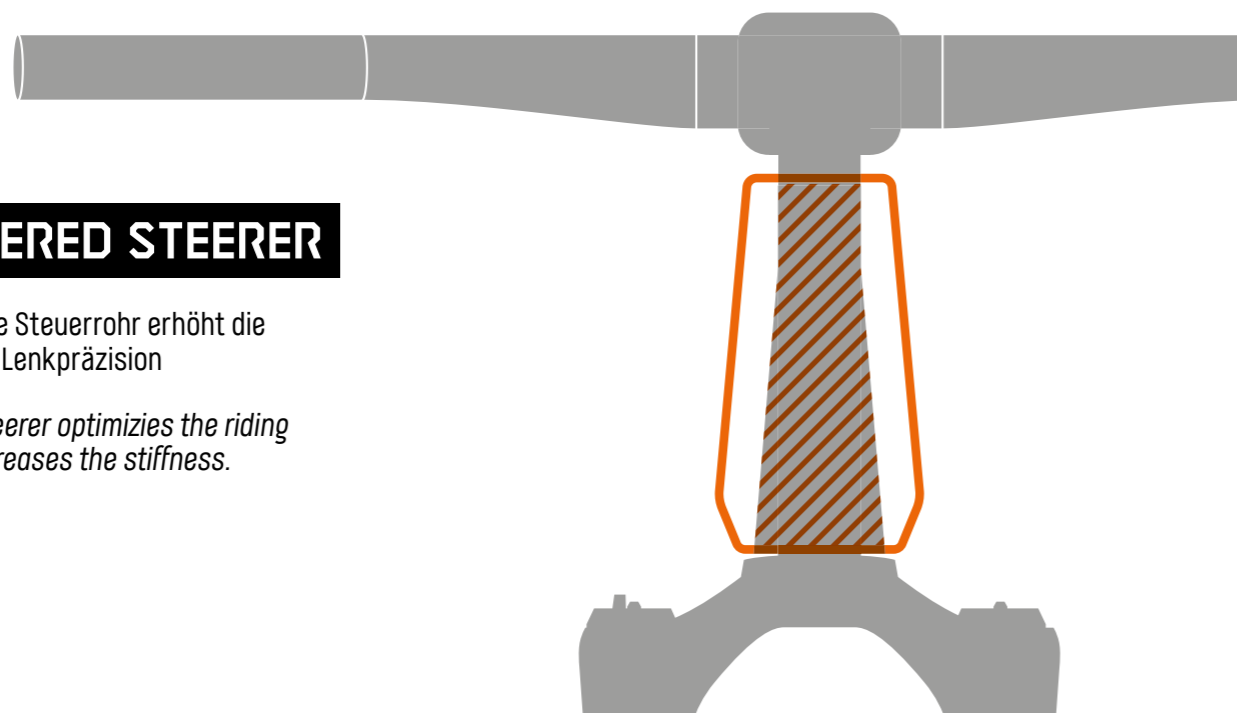
Dank des Einsatzes eines Side Swing Umwerfers werden die Bedienkräfte deutlich reduziert und die Schaltvorgänge noch präziser.

Thanks to the Side Swing front derailleur the operating forces are reduced and shifting is getting easier.

TAPERED STEERER

Das konifizierte Steuerrohr erhöht die Steifigkeit und Lenkpräzision

The tapered steerer optimizes the riding feeling and increases the stiffness.



REMOTE FORK LOCKOUT

Die Gabel Lockout Funktion wird mit einem ergonomischen Hebel vom Lenker aus gesteuert. Beide Hände bleiben immer sicher am Lenker.

The fork lockout can be controlled by an ergonomic remote lever and your hands remain on the bar.

REMOTE DAMPER LOCKOUT



Die Dämpfer Lockout Funktion wird mit einem ergonomischen Hebel vom Lenker aus gesteuert. Beide Hände bleiben immer sicher am Lenker.

The fork lockout can be controlled by an ergonomic remote lever and your hands remain on the bar.

BOOST

Der Boost Standard erhöht die Steifigkeit und ermöglicht ein effizienteres und präziseres Handling des Bikes. Durch den breiteren Hinterbau von 148mm lassen sich kürzere Kettenstreben realisieren.

The wider hub flange with 148mm and the stronger spoke-bracing angle, massively enhance the stiffness and stability of the wheel.





STRAIGHT LINE LINK

In Kombination mit dem Rocker Blade nimmt der Dämpfer die Kräfte direkter auf, reagiert sensibler auf kleine Unebenheiten und gibt bei großen Schlägen mehr Federweg frei.

In combination with our Rocker Blade, this technology offers a very sensitive response to small bumps and a high absorption of big hits while keeping high pedaling efficiency.

12 THRU AXLE REAR

Einfache und sichere Handhabung bei der Hinterrad (De-)montage. Darüber hinaus wird durch das 12mm KTM Thruaxle System eine wesentliche Versteifung des Hinterbaus erzielt.

The KTM Thruaxle System is screwed through the derailleur hanger mount. The benefits include simple installation and removal of the rear wheel.



FORK PICTURE BY SRAM

15 THRU AXLE FRONT

Durch den größeren Achsendurchmesser und die stabile Verbindung der beiden Gabelholme wird eine erhöhte Lenkpräzision und ein verbessertes Ansprechverhalten der Gabel erreicht.

The larger diameter axle and the improved fork legs contact result in a higher stiffness as well as improved steering precision and characteristics.

INTEGRATED POSTMOUNT

Die Aufnahme des Bremssattels fügt sich nahtlos in das Rahmendesgin ein und spart dadurch zusätzlich Gewicht.

The postmount is seamlessly integrated into the frame design which is additionally saving weight.



INTEGRATED FLATMOUNT

Speziell für den Rennradbereich entwickelte Bremssattelaufnahme. Perfekt in den Rahmen integriert, um höchsten Ansprüchen gerecht zu werden.

To meet the high demands of our riders the Flatmount Disc Mounting is the ideal technology with a slim and elegant design.



FULLY

SHIMANO XTR 1*12



SCARP SONIC 15

SRAM XX1 1*12



SCARP PRESTIGE 16

SHIMANO XTR 1*12



SCARP PRIME 17

SRAM X01 1*12



SCARP MASTER 18

SRAM GX 1*12



SCARP ELITE 20

SRAM GX 1*12



SCARP 293 21

SHIMANO XT/SLX 2*11



SCARP 294 22

SHIMANO XTR 1*12



PROWLER SONIC 27

SRAM XX1 1*12



PROWLER SONIC 12 XX1 30

SRAM X01 1*12



PROWLER MASTER 31

SRAM X01/GX 1*12



PROWLER 291 32

SRAM GX 1*12




PROWLER 292 33







SCARP

SONIC

Das Scarp Sonic bildet die Spitze unserer High End Race Fullys.

Es ist für Rennfahrer gebaut, die weit über ihre Grenzen hinausgehen wollen. Mit diesem Bike kann man auf allen Rennstrecken der Welt seine maximale Leistung abrufen. Die eigens von KTM entwickelte →Straight-Line-Link→ (SLL) Technologie, in Kombination mit dem Rocker Blade sorgt für optimales Fahrverhalten ohne Kompromisse. Die SLL Technologie wurde ausgiebig getestet und bis zur Perfektion getrimmt! Das Scarp besteht auf jedem Terrain und wurde von unseren Werksfahrern unter härtesten Rennbedingungen gefahren. Ob Cape Epic in Südafrika, Crocodile Trophy in Australien, oder Sella Ronda in Italien: mit dem Scarp bieten wir euch die Voraussetzung für Topleistungen. Neu auf unseren Sonic Modellen: Die XTR 1×12 Schaltung.



-  PERFORMANCE CARBON
-  INTEGRATED POSTMOUNT
-  150mm REAR TRAVEL
-  BOOST 148mm
-  PRESSFIT BB
-  INTERNAL CABLE ROUTING

FINISHED FOR RACING.

The Scarp Sonic represents the pinnacle of KTM's high end full suspension race bikes.

It is designed for racers who want to push their limits far beyond the edge. With this bike you are able to go all out in the world's top competitions. KTM has developed its own suspension technology. The →Straight-Line-Link→ (SLL) technology, combined with the rocker blade, has been tested extensively and tuned to perfection. It provides incredible performance without compromises. The Scarp does well on every different terrain. It has been ridden by our factory riders in the toughest conditions at world class races like the Cape Epic (South Africa), the Crocodile Trophy (Australia) or the Sella Ronda (Italy). New on our Sonic models: The XTR 12 speed drive train.



SCARP

SONIC 12

1x12
SHIMANO XTR

XTR

90mm



BIKE CATEGORY

3

110kg



FRAME Scarp 29" Performance Carbon/Carbon
SLL → Straight-Line-Link → 90mm, R: Boost 148TA
Press-Fit BB, Cable integrated

SHOCK Fox K Float DPS, Fact., kashima
Sp: air spring, 2 pos. Remote, LV, EVOL (PTU)

FORK Fox 32 K Float SC, Fact., FIT4-Rem, T-15x110-kashima
29" - Ø32, 100mm, tapered alu, kabolt 15x110

HEADSET KTM Team B40ZAMC drop/in-tapered, +5

STEM KTM Prime saso STM11 6"

BAR KTM Prime saso VHC 63 Carbon handlebar 720

GRIP KTM Grip VP MOD. VP6-BS06P, silicone

BRAKE Shimano XTR M9100 /
Rotor 160-160 Freeza

SHIFTLEV. Shimano XTR M9100

R.DERAILL. Shimano XTR M9100 GS-shadow +

CRANKSET Shimano XTR M9100-1 34T

SPROCKET Shimano M9100-12 10-51

PEDAL w/o Pedal

WHEELSET DT Swiss XRC1200 Spline 29" Boost TLR
DT Swiss / straightpull - Boost 110/148

TIRE F Schwalbe Racing Ray 57-622, s-skin,
TL-easy, addix-speed

TIRE R Schwalbe Racing Ralf 57-622, s-skin,
TL-easy, addix-speed

SADDLE Selle Italia X-LR SF carbon-rail

SEATPOST KTM Prime saso POC28 Carbon 30.9/400

WEIGHT 9,7 kg without pedal

🔪 **Black (orange+yellow)**

- 🔪 799100103 Scarp Sonic 12 17" / 43cm / S
- 🔪 799100108 Scarp Sonic 12 19" / 48cm / M
- 🔪 799100113 Scarp Sonic 12 21" / 53cm / L

oberoesterreich.at



Wurzeralm Singletrail Pyhrn-Priel

SCARP

PRESTIGE 12



1x12
SRAM XX1



90mm



BIKE CATEGORY
3

120 KG
🚲 + 🧑 + 📦

SCARP

PRIME 12



1x12
SHIMANO XTR



90mm



BIKE CATEGORY
3

110 KG
🚲 + 🧑 + 📦

FRAME Scarp 29" Performance Carbon/Carbon
SLL → Straight-Line-Link → 90mm, R: Boost 148TA
Press-Fit BB, Cable integrated

SHOCK Fox A Float DPS, Perf. Elite
Sp: air spring, 2 pos.Remote, LV, EVOL (PTL)

FORK Fox 32 A Float SC, Perf. GripRem. - T-15x110
29" - Ø32, 100mm, tapered alu, QR15x110

HEADSET KTM Team B40ZAMC drop/in-tapered, +5

STEM KTM Prime saso STM11 6"

BAR KTM Prime saso VHC 63 Carbon handlebar 720

GRIP KTM Grip VP MOD. VPG-BS06P, silicone

BRAKE Magura MT8N - Carbonlever /
Rotor 160-160

SHIFTLEV. Sram SL XX1

R.DERAILL. Sram RD XX1 Eagle

CRANKSET Sram FC XX1 Eagle-B148-DUB, Carbon 34T

SPROCKET Sram CS XX1 Eagle XG1295-12 10-50 black

PEDAL w/o Pedal

WHEELSET Mavic XA Elite 29" Boost TLR
Mavic / straightpull - Boost 110/148

TIRE F Schwalbe Racing Ray 57-622, s-skin,
TL-easy, addix-speed

TIRE R Schwalbe Racing Ralf 57-622, s-skin,
TL-easy, addix-speed

SADDLE Selle Italia X-LR SF mang-rail

SEATPOST KTM Prime saso POC28 Carbon 30.9/400

WEIGHT 10 kg without pedal

FRAME Scarp 29" Performance Carbon/Carbon
SLL → Straight-Line-Link → 90mm, R: Boost 148TA
Press-Fit BB, Cable integrated

SHOCK Fox A Float DPS, Perf. Elite
Sp: air spring, 2 pos.Remote, LV, EVOL (PTL)

FORK Fox 32 A Float SC, Perf. GripRem. - T-15x110
29" - Ø32, 100mm, tapered alu, QR15x110

HEADSET KTM Team B40ZAMC drop/in-tapered, +5

STEM KTM Team KT-6 7"

BAR KTM Team HB-FB21L 2X, flat 9°, 720

GRIP KTM Grip VP MOD. VPG-BS06P, silicone

BRAKE Shimano XTR M9100 /
Rotor 160-160 Freeza

SHIFTLEV. Shimano XTR M9100

R.DERAILL. Shimano XTR M9100 GS-shadow +

CRANKSET Shimano XTR M9100-1 34T

SPROCKET Shimano M9100-12 10-51

PEDAL w/o Pedal

WHEELSET KTM Team CC 29" Boost TLR
DT Swiss / straightpull - Boost 110/148

TIRE F Schwalbe Racing Ray 57-622, s-skin,
TL-easy, addix-speed

TIRE R Schwalbe Racing Ralf 57-622, s-skin,
TL-easy, addix-speed

SADDLE fi'zi:k Tundra M5

SEATPOST KTM Team SP-619K 30.9/400

WEIGHT 10,6 kg without pedal

Black matt (grey+yellow)
 799101103 Scarp Prestige 12 17" / 43cm / S
 799101108 Scarp Prestige 12 19" / 48cm / M
 799101113 Scarp Prestige 12 21" / 53cm / L

Orange (black)
 799102103 Scarp Prime 12 17" / 43cm / S
 799102108 Scarp Prime 12 19" / 48cm / M
 799102113 Scarp Prime 12 21" / 53cm / L

SCARP

MASTER 12



1*12
SRAM X01



90mm



BIKE CATEGORY
3

110 KG
🚲 + 🧑 + 🧰



MADE IN AUSTRIA

FRAME Scarp 29" Performance Carbon/Carbon
SLL →Straight-Line-Link→ 90mm, R: Boost 148TA
Press-Fit BB, Cable integrated

SHOCK Fox A Float DPS, Perf. Elite
Sp: air spring, 2 pos.Remote, LV, EVOL (PTL)

FORK Fox 32 A Float SC, Perf. GripRem. - T-15x110
29" - Ø32, 100mm, tapered alu, QR15x110

HEADSET KTM Team B40ZAMC drop/in-tapered, +5

STEM KTM Team KT-6 7"

BAR KTM Team HB-FB21L 2X, flat 9°, 720

GRIP KTM Grip VP MOD. VPG-BS06P, silicone

BRAKE Shimano Deore XT M8000 /
Rotor 160-160

SHIFTLEV. Sram SL X01

R.DERAILL. Sram RD X01 Eagle

CRANKSET Sram FC X1 Eagle-B148-DUB, Carbon 34T

SPROCKET Sram CS GX Eagle XG1275-12 10-50

PEDAL w/o Pedal

WHEELSET KTM Comp CC 29" Boost TLR
DT Swiss / straightpull - Boost 110/148

TIRE F Schwalbe Racing Ray 57-622, s-skin,
TL-easy, addix-speed

TIRE R Schwalbe Racing Ralf 57-622, s-skin,
TL-easy, addix-speed

SADDLE fi'zi:k Tundra M5

SEATPOST Kindshoc LEV-DX, Dropperpost,
internal-Rem. 30,9

WEIGHT 11.1 kg without pedal

- 🔧 **Black matt (orange)**
- 🔧 799103103 Scarp Master 12 17" / 43cm / S
- 🔧 799103108 Scarp Master 12 19" / 48cm / M
- 🔧 799103113 Scarp Master 12 21" / 53cm / L



TESTED WORLDWIDE

SCARP

ELITE 12

1*12
SRAM X01/GX



90mm



BIKE CATEGORY

3

120 KG



SCARP

293 12

1*12
SRAM GX



90mm



BIKE CATEGORY

3

120 KG



FRAME Scarp 29" front: Performance Carbon / rear: Alloy 6061 SLL →Straight-Line-Link→ 90mm, R: Boost 148TA Press-Fit BB, Cable integrated
SHOCK Fox A Float DPS, Perf.
Sp: air spring, 3 pos. Lever, LV, EVOL
FORK Fox 32 A Float-Rhythm, GripRem.-T-15x110 29" -B32, 100mm, tapered alu, QR15x110
HEADSET KTM Team B40ZAMC drop/in-tapered, +5
STEM KTM Team KT-6 7"

BAR KTM Team HB-FB21L 2X, flat 9°, 720
GRIP KTM Grip VP MOD. VPG-BS06P, silicone
BRAKE Shimano Deore M6000 / Rotor 180-160
SHIFTLEV. Sram SL GX
R.DERAILL. Sram RD X01 Eagle
CRANKSET Sram FC GX Eagle-B148-DUB, 34T
SPROCKET Sram CS GX Eagle XG1275-12 10-50
PEDAL w/o Pedal

WHEELSET KTM Line CC 29" Boost TLE Mavic XC621 / straightpull - Boost 110/148
TIRE F Schwalbe Racing Ray 57-622, s-skin, TL-easy, addix-speed
TIRE R Schwalbe Racing Ralf 57-622, s-skin, TL-easy, addix-speed
SADDLE Selle Italia X3 flow
SEATPOST KTM Team SP-619K 30.9/400
WEIGHT 11,9 kg without pedal

FRAME Scarp 29" Alloy triplebutted SLL →Straight-Line-Link→ 90mm, R: Boost 148TA Press-Fit BB, Cable integrated
SHOCK Fox A Float DPS, Perf.
Sp: air spring, 3 pos. Lever, LV, EVOL
FORK Fox 32 A Float-Rhythm, GripRem.-T-15x110 29" -B32, 100mm, tapered alu, QR15x110
HEADSET KTM Team B40ZAMC drop/in-tapered, +5
STEM KTM Team KT-6 7"

BAR KTM Team HB-FB21L 2X, flat 9°, 720
GRIP KTM Team VLG-1822D2 Comp lock
BRAKE Shimano Deore M6000 / Rotor 180-160
SHIFTLEV. Sram SL GX
R.DERAILL. Sram RD GX Eagle
CRANKSET Sram FC GX Eagle-B148-DUB, 34T
SPROCKET Sram CS GX Eagle XG1275-12 10-50
PEDAL w/o Pedal

WHEELSET KTM Line CC 29" Boost TLE Mavic XC621 / straightpull - Boost 110/148
TIRE F Schwalbe Racing Ray 57-622, Perf., TL-ready addix-speed
TIRE R Schwalbe Racing Ralf 57-622, Perf., TL-ready, addix-speed
SADDLE Selle Italia X3 flow
SEATPOST KTM Team SP-619K 30.9/400
WEIGHT 13 kg without pedal

- Black matt (orange+lightgrey)**
- 799104103 Scarp Elite 12 17" / 43cm / S
- 799104108 Scarp Elite 12 19" / 48cm / M
- 799104113 Scarp Elite 12 21" / 53cm / L

- Epicgrey matt (black+orange)**
- 799105103 Scarp 293 12 17" / 43cm / S
- 799105108 Scarp 293 12 19" / 48cm / M
- 799105113 Scarp 293 12 21" / 53cm / L

SCARP

294 22

2x11
SHIMANO
XT/SLX

90mm



BIKE CATEGORY

3

120 kg



FRAME Scarp 29" Alloy triplebutted
SLL →Straight-Line-Link→ 90mm, R: Boost 148TA
Press-Fit BB, Cable integrated, FD Sideswing/ E-Type

SHOCK RockShox Monarch RL
Sp: air spring, soloair, w/high volume eyelet

FORK RockShox Recon RL, Rem.-soloair-T-FB-15x110
29" - Ø32, 100mm, tapered alu, QR15x110 maxle l

HEADSET KTM Team B40ZAMC drop/in-tapered, +5

STEM KTM Team KT-6 7°

BAR KTM Team HB-FB21L 2X, flat 9°, 720

GRIP KTM Team VLG-1822D2 Comp lock

BRAKE Shimano MT400 /
Rotor 180-160

SHIFTLEV. Shimano SLX

R.DERAILL. Shimano Deore XT M8000 GS- shadow +, DM

CRANKSET Shimano SLX M7000-B2 36-26

SPROCKET Shimano M7000-11 11-42

PEDAL w/o Pedal

WHEELSET KTM Line CC 29" Boost TLE
Mavic XC621 / Shimano Deore - Boost 110/148

TIRE F Schwalbe Racing Ray 57-622, Perf.,
TL-ready addix-speed

TIRE R Schwalbe Racing Ralf 57-622, Perf.,
TL-ready, addix-speed

SADDLE Selle Italia X3 flow

SEATPOST KTM Team SP-619K 30.9/400

WEIGHT 14 kg without pedal

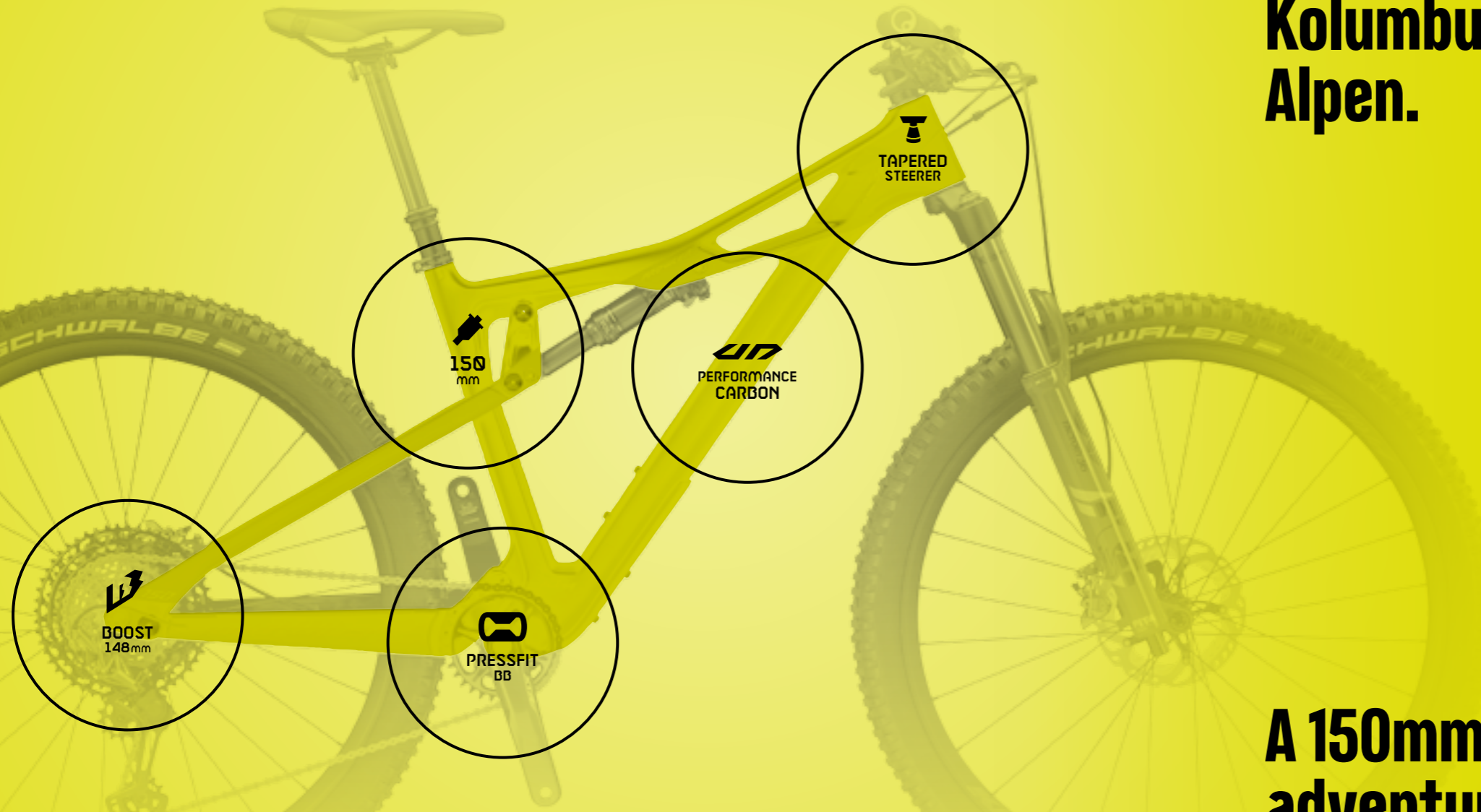
Black matt (grey+toxicyellow)
 799106103 Scarp 294 22 17" / 43cm / S
 799106108 Scarp 294 22 19" / 48cm / M
 799106113 Scarp 294 22 21" / 53cm / L



PROWLER

CARBON







Das 150mm Adventure Fully für den Kolumbus der Alpen.




NEVER STOP EXPLORING.

A 150mm adventure fully for the Columbus of the alps.

Entwickelt wurde dieses Adventure Fully für alle ambitionierten Biker, die das Outdoor-Erlebnis lieben und auch das alpine Allmountain-Gelände nicht scheuen. Die etablierte Straight-Line-Link (SLL) Dämpfungstechnologie von KTM wurde speziell für den satten Federweg von 150mm in Kombination mit dem Horstlink perfektioniert. Dank dem niedrigen Cockpit und dem 75°steilen Sitzwinkel ist das KTM Prowler ein extrem guter Kletterer. Trotzdem zeichnen dieses Rad die stark ausgeprägten Downhill-Genes aus. Durch die rein für 29" Laufräder ausgelegte Rahmenkonstruktion werden die Vorteile für das Abroll- bzw. Überrollverhalten voll ausgenutzt. Da der Rahmen nur für ein Kettenblatt entwickelt wurde, kommt es zu deutlichen Festigkeitsoptimierungen im Tretlagerbereich und der Kettenstrebe.

-  PERFORMANCE CARBON
-  INTEGRATED POSTMOUNT
-  150mm REAR TRAVEL
-  BOOST 148mm
-  PRESSFIT BB
-  INTERNAL CABLE ROUTING

The Prowler is a true adventurer. It was built for ambitious bikers who love the experience and climb up the most beautiful peaks in the world. The Prowler uses the established straight-line link (SLL) KTM damping technology. This was specially developed for the 150mm travel in combination with the Horstlink. The outstanding benefits of 29" wheels in terms of rolling speed are fully utilized by the frame construction, which is designed exclusively for 29" wheels. Due to the low cockpit combined with the steep seat angle, KTM's Prowler is an extremely good climber. The strong downhill-genes of the Prowler result from a slack head angle combined with a short chainstay. The uncompromising design of the frame for 1x drivechains allows the bottom bracket, chainstay and main pivot to be as strong and stiff as possible.



PROWLER

SONIC 12



1×12
SHIMANO XTR

XTR

150 mm



BIKE CATEGORY

4

120 kg



FRAME Prowler 29" Performance Carbon/Carbon
SLL → Straight-Line-Link → 150mm, R: Boost 148TA
Pressfit BB (92mm), Cable integrated

SHOCK Fox K Float DPS, Fact., kashima
Sp: air spring, 3 pos. Lever w/open Mode adj. LV, EVOL

FORK Fox 36 K Float, Fact., FIT4, 3Pos.L, T-15x110-kashima
29" - Ø36, 150mm, tapered alu, QR15x110

HEADSET KTM Team B40ZAMC drop/in-tapered, +5

STEM KTM Team Trail 35, Sat TDS 605/50

BAR KTM Team Trail 35, Sat Deviant 20, Rizer 780

GRIP ERGON GE10 Grip ergonomic

BRAKE Shimano XTR M9120 4-Piston/
Rotor 180-180 Freeza

SHIFTLEV. Shimano XTR M9100

R.DERAILL. Shimano XTR M9100 GS-shadow

CRANKSET Shimano XTR M9120-1 EN32T

SPROCKET Shimano M9100-12 10-51

PEDAL w/o Pedal

WHEELSET KTM Prime TRAIL 29" Boost TLR
DT Swiss / straightpull - Boost 110/148

TIRE F Schwalbe Hans Dampf 60-622, s-skin,
TL-easy, addix-soft

TIRE R Schwalbe Hans Dampf 60-622, s-skin,
TL-easy, addix-soft

SADDLE ERGON SMA30 Saddle - comfort, crmo Rails

SEATPOST Fox Transfer Factory Dropperpost, Internal 30.9/
12.6 kg without pedal

Black matt (orange+red glossy)

799110103 Prowler Sonic 12 17" / 43cm / S

799110108 Prowler Sonic 12 19" / 48cm / M

799110113 Prowler Sonic 12 21" / 53cm / L



MIPS

FACTORY ENDURO

Das richtige Gewand zu unseren Bikes.

Loose fit - Bewegungsfreiheit und Platz für Protektoren.
Unzerstörbarer Helm mit MIPS® BRAIN PROTECTION SYSTEM.
Schuhe mit VIBRAM®-Außensohlen für den optimalen Halt.

The right kit to our bikes.

Loose fit - best movement and space for protectors.
Undestroyable helmet with MIPS® BRAIN PROTECTION SYSTEM.
Shoes with VIBRAM® outsole for optimal grip.



PROWLER

SONIC 12 XX1



1x12
SRAM XX1



150mm



BIKE CATEGORY

4

120KG



PROWLER

MASTER 12



1x12
SRAM X01



150mm



BIKE CATEGORY

4

120KG



FRAME Prowler 29" Performance Carbon/Carbon SLL LT - Straight-Line-Link - 150mm, Boost 148TA Pressfit BB (92mm), Cable integrated
SHOCK Fox K Float DPS, Fact., Kashima Sp: air spring, 3 pos. Lever w/open Mode adj, LV, EVOL
FORK Fox 36 K Float, Fact., FIT4, 3Pos.L, T-15x110-kashima 29" - Ø36, 150mm, tapered alu, QR15x110
HEADSET KTM Prime B303AM drop/in-tapered, +5
STEM KTM Team Trail 35, Sat TDS 605/50

BAR KTM Team Trail 35, Sat Deviant 20, Rizer 780
GRIP KTM Team VLG--775-12D2 Diamond fin/2
BRAKE Clamps Magura MT8N - Carbonlever / Rotor 180-180
SHIFTLEV. Sram SL XX1
R.DERAILL. Sram RD XX1 Eagle
CRANKSET Sram FC XX1 Eagle-B148, Carbon 30T
SPROCKET Sram CS XX1 Eagle XG1295-12 10-50 gold
PEDAL w/o Pedal

WHEELSET KTM-DT XM-1501 SPL, B/B 29", Tubeless DT Swiss / straightpull - Boost 110/148
TIRE F Schwalbe Fat Albert Front & Rear, s-skin, TL, Addix, 60-622
TIRE R Schwalbe Fat Albert Front & Rear, s-skin, TL, Addix, 60-622
SADDLE fi'zi:k Gobi M3 kium
SEATPOST Fox Transfer Fatory Dropperpost, Internal 30.9
WEIGHT 12,6 kg without pedal

FRAME Prowler 29" Performance Carbon/Carbon SLL →Straight-Line-Link→ 150mm, R: Boost 148TA Pressfit BB (92mm), Cable integrated
SHOCK Fox A Float DPS, Perf. Elite Sp: air spring, 3 pos. Lever w/open Mode adj, LV, EVOL
FORK Fox 36 A Float, Perf., GRIP, 3Pos.L, T-15x110 29" - Ø36, 150mm, tapered alu, QR15x110
HEADSET KTM Team B402AMC drop/in-tapered, +5
STEM KTM Team Trail 35, Sat TDS 605/50

BAR KTM Team Trail 35, Sat Deviant 20, Rizer 780
GRIP ERGON GE10 Grip ergonomic
BRAKE Shimano MT501/MT520 4-Piston/ Rotor 180-180
SHIFTLEV. Sram SL X01
R.DERAILL. Sram RD X01 Eagle
CRANKSET Sram FC X1 Eagle-B148-DUB, Carbon 30T
SPROCKET Sram CS GX Eagle XG1275-12 10-50
PEDAL w/o Pedal

WHEELSET DT-Swiss M1900 Spline 29" Boost TLR DT Swiss / straightpull - Boost 110/148
TIRE F Schwalbe Hans Dampf 60-622, s-skin, TL-easy, addix-soft
TIRE R Schwalbe Hans Dampf 60-622, s-skin, TL-easy, addix-soft
SADDLE ERGON SMA30 Saddle - comfort, crmo Rails
SEATPOST KTM Comp, JD-YSP12L 120, Dropperpost internal
WEIGHT 13,3 kg without pedal

- Black matt (orange)**
- 799111103 Prowler Sonic 12 XX1 17" / 43cm / S
- 799111108 Prowler Sonic 12 XX1 19" / 48cm / M

- Black matt (mint+azzurro)**
- 799112103 Prowler Master 12 17" / 43cm / S
- 799112108 Prowler Master 12 19" / 48cm / M
- 799112113 Prowler Master 12 21" / 53cm / L

PROWLER

291 12



1x12
SRAM X01/GX



150mm



BIKE CATEGORY
4

120KG

PROWLER

292 12



1x12
SRAM GX



150mm



BIKE CATEGORY
4

126KG

FRAME Prowler 29" Alloy triplebutted SLL →Straight-Line-Link→ 150mm, R: Boost 148TA Pressfit BB (92mm), Cable integrated
SHOCK RockShox DeLuxe RL Sp: air spring, debonAir, Lockout
FORK RockShox Vari, Mot-Contr-RC, FB-T-15x110 29" -Ø35, 150mm, tapered alu, fast-blk-15x110
HEADSET KTM Team B40ZAMC drop/in-tapered, +5
STEM KTM Team Trail 35, Sat TDS 605/50

BAR KTM Team Trail 35, Sat Deviant 20, Rizer 780
GRIP ERGON GE10 Grip ergonomic
BRAKE Shimano MT501/MT520 4-Piston/ Rotor 203-180
SHIFTLEV. Sram SL GX
R.DERAILL. Sram RD X01 Eagle
CRANKSET Sram FC GX Eagle-B148-DUB, 30T
SPROCKET Sram CS GX Eagle XG1275-12 10-50
PEDAL w/o Pedal

WHEELSET DT-Swiss M1900 Spline 29" Boost TLR DT Swiss / straightpull - Boost 110/148
TIRE F Schwalbe Hans Dampf 60-622, s-skin, TL-easy, addix-soft
TIRE R Schwalbe Hans Dampf 60-622, s-skin, TL-easy, addix-soft
SADDLE ERGON SMA30 Saddle - comfort, crmo Rails
SEATPOST KTM Comp, JD-YSP12L 120, Dropperpost internal
WEIGHT 15 kg without pedal

FRAME Prowler 29" Alloy triplebutted SLL →Straight-Line-Link→ 150mm, R: Boost 148TA Pressfit BB (92mm), Cable integrated
SHOCK RockShox DeLuxe RL Sp: air spring, debonAir, Lockout
FORK Suntour Aion 35, air, LOR, T-15x110 29" -Ø35, 150mm, tapered alu, 15x110
HEADSET KTM Team B40ZAMC drop/in-tapered, +5
STEM KTM Team Trail 35, Sat TDS 605/50



BAR KTM Team Trail 35, Sat Deviant 20, Rizer 780
GRIP ERGON GE10 Grip ergonomic
BRAKE Shimano MT501/MT520 4-Piston/ Rotor 203-180
SHIFTLEV. Sram SL GX
R.DERAILL. Sram RD GX Eagle
CRANKSET Sram FC GX Eagle-B148-DUB, 30T
SPROCKET Sram CS GX Eagle XG1275-12 10-50
PEDAL w/o Pedal

WHEELSET KTM Line TRAIL 29" Boost TLE Mavic E-XM430 / straightpull - Boost 110/148
TIRE F Schwalbe Hans Dampf 60-622, Perf. TL-ready, addix-soft
TIRE R Schwalbe Hans Dampf 60-622, Perf. TL-ready, addix-soft
SADDLE ERGON SMA30 Saddle - comfort, crmo Rails
SEATPOST KTM Comp, JD-YSP12L 120, Dropperpost internal
WEIGHT 15,5 kg without pedal

- Black matt (lizard+red)**
- 799113103 Prowler 291 12 17" / 43cm / S
- 799113108 Prowler 291 12 19" / 48cm / M
- 799113113 Prowler 291 12 21" / 53cm / L

- Black (orange)**
- 799114103 Prowler 292 12 17" / 43cm / S
- 799114108 Prowler 292 12 19" / 48cm / M
- 799114113 Prowler 292 12 21" / 53cm / L

HARDTAIL



MYROON SONIC

**Mit einem Rahmen-
gewicht von
nur 975 Gramm ist
der Myroon Sonic
Rahmen so leicht
wie noch nie zuvor.
Es überzeugt mit der
höchsten stiffness
to weight ratio in
der Geschichte der
KTM Hardtails.**

Erreicht wurde diese Meisterleistung durch eine erneute Optimierung des Carbon-Layups, welches während des Entwicklungsprozesses mehrfach angepasst und optimiert wurde. Eine Kombination aus Nano Technik und der hochmodularen 40T Faser sowie neue Fertigungstechniken kommen bei diesem Highend Rahmen zum Einsatz. Die Oberfläche der Rahmeninnenseite konnte dadurch deutlich glatter gestaltet werden, was sich positiv auf höhere Festigkeitswerte auswirkt. Auch die Überlappungen in den Verbindungsbereichen werden harmonischer ausgelegt und kommen mit weniger Material aus, was die Gewichtsreduktion begünstigt.



NANO
CARBON



INTEGRATED
POSTMOUNT



TAPERED
STEERER



BOOST
148mm



PRESSFIT
BB



INTERNAL
CABLE ROUTING

**With a frame weight
of just 975g, we are
proud to introduce
the lightest Myroon
ever. The Myroon
Sonic also has the
best stiffness to
weight ratio ever.**

It took us a number of revisions to optimize the carbon layups, but we now combine several manufacturing techniques, including nano technology and use the highly modular 40T fiber, to reach our goals. Another innovative manufacturing technique changed the inner surface of the frame, the result is smoother, therefore lighter as well as stiffer.

LIGHTER AND STIFFER THAN EVER.

MYROON

SONIC 12



1x12
SHIMANO XTR

XTR



BIKE CATEGORY

3

110 kg



FRAME Myroon 29" Premium Carbon, light - 1.000g
Hardtail, Boost 148TA
PressFit BB 89.5mm, Cable integrated

FORK Fox 32 K Float SC, Fact., FIT4-Rem,
T-15x110-kashima
29" - Ø32, 100mm, tapered alu, kabolt 15x110

HEADSET KTM Team B402AMC drop/in-tapered, +5

STEM KTM Prime saso STM11 6"

BAR KTM Prime saso VHC 63 Carbon handlebar 720

GRIP KTM Grip VP MOD. VPG-BS06P, silicone

BRAKE Shimano XTR M9100 / Rotor 160-160 Freeza

SHIFTLEV. Shimano XTR M9100

R.DERAILL. Shimano XTR M9100 GS-shadow +, "DA-51T"

CRANKSET Shimano XTR M9100-1 34T

SPROCKET Shimano M9100-12 10-51

PEDAL w/o Pedal

WHEELSET DT Swiss XRC1200 Spline 29" Boost TLR
DT Swiss / straightpull - Boost 110/148

TIRE F Schwalbe Thunder Burt, 54-622, LiteSkin, Addix


TIRE R Schwalbe Thunder Burt, 54-622, LiteSkin, Addix

SADDLE Selle Italia X-LR SF carbon-rail

SEATPOST KTM Prime saso POC28 Carbon 27.2/400

WEIGHT 8,4kg without pedal

- Black (orange+yellow)**
- 799120100 Myroon Sonic 12 15" / 38cm / XS
 - 799120103 Myroon Sonic 12 17" / 43cm / S
 - 799120108 Myroon Sonic 12 19" / 48cm / M
 - 799120113 Myroon Sonic 12 21" / 53cm / L





MYROON

PRESTIGE 12

1*12
SRAM XX1



BIKE CATEGORY

3

120 KG



FRAME Myroon 29" light Sonic Carbon
Hardtail, Boost 148TA
PressFit BB 89.5mm, Cable integrated

FORK RockShox SID WC, Rem-debonair-T-15x110
29" -032, 100mm, tapered carb,
15x110 maxle Ultimate

HEADSET KTM Team B402AMC drop/in-tapered, +5

STEM KTM Prime saso STM11 6°

BAR KTM Prime saso VHC 63 Carbon handlebar 720

GRIP KTM Grip VP MOD. VPG-BS06P, silicone

BRAKE Magura MT8N - Carbonlever / Rotor 160-160

SHIFTLEV. Sram SL XX1

R.DERAILL. Sram RD XX1 Eagle

CRANKSET Sram FC XX1 Eagle-B148-DUB, Carbon 34T

SPROCKET Sram CS XX1 Eagle XG1295-12 10-50 black

PEDAL w/o Pedal

WHEELSET Mavic XA Elite 29" Boost TLR
Mavic / straightpull - Boost 110/148

TIRE F Schwalbe Racing Ray 57-622, s-skin,
TL-easy, addix-speed

TIRE R Schwalbe Racing Ralf 57-622, s-skin,
TL-easy, addix-speed

SADDLE Selle Italia X-LR SF mang-rail

SEATPOST KTM Prime saso POC28 Carbon 27.2/400

WEIGHT 9.2kg without pedal

- Black (orange+yellow)**
- 799121100 Myroon Prestige 12 15" / 38cm / XS
 - 799121103 Myroon Prestige 12 17" / 43cm / S
 - 799121108 Myroon Prestige 12 19" / 48cm / M
 - 799121113 Myroon Prestige 12 21" / 53cm / L

MYROON

PRIME 12

1×12
SHIMANO XTR

XTR



BIKE CATEGORY

3

110 KG



FRAME Myroon 29" light Sonic Carbon Hardtail, Boost 148TA PressFit BB 89.5mm, Cable integrated
FORK Fox 32 A Float SC, Perf. GripRem.- T-15x110 29" -Ø32, 100mm, tapered alu, QR15x110
HEADSET KTM Team B402AMC drop/in-tapered, +5
STEM KTM Team KT-6 7"
BAR KTM Team HB-FB21L 2X, flat 9°, 720
GRIP KTM Grip VP MOD, VPG-BS06P, silicone

BRAKE Shimano XTR M9100 / Rotor 160-160 Freeza
SHIFTLEV. Shimano XTR M9100
R.DERAILL. Shimano XTR M9100 GS-shadow +, "DA-51T"
CRANKSET Shimano XTR M9100-1 34T
SPROCKET Shimano M9100-12 10-51
PEDAL w/o Pedal
WHEELSET KTM Team CC 29" Boost TLR DT Swiss / straightpull - Boost 110/148

TIRE F Schwalbe Racing Ray 57-622, s-skin, TL-easy, addix-speed
TIRE R Schwalbe Racing Ralf 57-622, s-skin, TL-easy, addix-speed
SADDLE fi'zi:k Tundra M5
SEATPOST KTM Team SP-619K 27.2/400
WEIGHT 9.7 kg without pedal

- Orange (black)**
- 799122100 Myroon Prime 12 15" / 38cm / XS
 - 799122103 Myroon Prime 12 17" / 43cm / S
 - 799122108 Myroon Prime 12 19" / 48cm / M
 - 799122113 Myroon Prime 12 21" / 53cm / L

MYROON

MASTER 12

1×12
SRAM X01



EAGLE



BIKE CATEGORY

3

110 KG



FRAME Myroon 29" light Sonic Carbon Hardtail, Boost 148TA PressFit BB 89.5mm, Cable integrated
FORK Fox 32 A Float SC, Perf. GripRem.- T-15x110 29" -Ø32, 100mm, tapered alu, QR15x110
HEADSET KTM Team B402AMC drop/in-tapered, +5
STEM KTM Team KT-6 7"
BAR KTM Team HB-FB21L 2X, flat 9°, 720
GRIP KTM Grip VP MOD, VPG-BS06P, silicone

BRAKE Shimano Deore XT M8000 / Rotor 160-160
SHIFTLEV. Sram SL X01
R.DERAILL. Sram RD X01 Eagle
CRANKSET Sram FC X1 Eagle-B148-DUB, Carbon 34T
SPROCKET Sram CS GX Eagle XG1275-12 10-50
PEDAL w/o Pedal
WHEELSET KTM Comp CC 29" Boost TLR DT Swiss / straightpull - Boost 110/148

TIRE F Schwalbe Racing Ray 57-622, s-skin, TL-easy, addix-speed
TIRE R Schwalbe Racing Ralf 57-622, s-skin, TL-easy, addix-speed
SADDLE fi'zi:k Tundra M5
SEATPOST KTM Team SP-619K 27.2/400
WEIGHT 9.9 kg without pedal

- Black matt (orange)**
- 799123100 Myroon Master 12 15" / 38cm / XS
 - 799123103 Myroon Master 12 17" / 43cm / S
 - 799123108 Myroon Master 12 19" / 48cm / M
 - 799123113 Myroon Master 12 21" / 53cm / L

MYROON

ELITE 22

2x11
SHIMANO XT

BIKE CATEGORY
3

131^{KG}
🚲+👤+📦



FRAME Myroon 29" Performance Carbon
Hardtail, Boost 148TA
PressFit BB 89.5mm, Cable integrated

FORK Fox 32 A Float SC, Perf. GripRem.- T-15x110
29" - Ø32, 100mm, tapered alu, QR15x110

HEADSET KTM Team B402AMC drop/in-tapered, +5

STEM KTM Team KT-6 7"

BAR KTM Team HB-FB21L 2X, flat 9°, 720

GRIP KTM Grip VP MOD, VPG-BS06P, silicone

BRAKE Shimano Deore XT M8000 /
Rotor 160-160

SHIFTLEV. Shimano Deore XT

R.DERAILL. Shimano Deore XT M8000 GS-shadow +, DM

CRANKSET Shimano Deore XT M8000-B2 36-26

SPROCKET Shimano M7000-11 11-42

PEDAL w/o Pedal

WHEELSET Shimano MT600 29" Boost TLR
Shimano / straightpull - Boost 110/148

TIRE F Schwalbe Racing Ray 57-622, s-skin,
TL-easy, addix-speed

TIRE R Schwalbe Racing Ralf 57-622, s-skin,
TL-easy, addix-speed

SADDLE Selle Italia X3 flow

SEATPOST KTM Team SP-619K 27.2/400

WEIGHT 10,9 kg without pedal

🔪 **Black matt (grey+azzurro)**

🔪 799124100 Myroon Elite 22 15" / 38cm / XS

🔪 799124103 Myroon Elite 22 17" / 43cm / S

🔪 799124108 Myroon Elite 22 19" / 48cm / M

🔪 799124113 Myroon Elite 22 21" / 53cm / L

ALL NEW ADDIX®



ADDIX COMPOUND

SPEED

SPEEDGRIP

SOFT

ULTRA SOFT

Gehe an deine Grenzen und fordere das Maximum von deinem Reifen.
Unter höchster Beanspruchung zeigt er sein wahres Gesicht:
mehr Grip, mehr Speed, mehr Laufeistung. Erfahre eine andere Dimension.
ADDIX - das neue Compound für alle legendären Reifen der EVO-Line.

[schwalbe.com/addix-compound](https://www.schwalbe.com/addix-compound)

SCHWALBE







MYROON

—
GLORY

Einfachheit trifft Eleganz.

Besonders schön mutet das cleane, aufgeräumte, puristische Cockpit an. Simplicity ist Trumpf! Durch die 1-fach SRAM Schaltung mit nur einem Kettenblatt wird lediglich der rechte Schalthebel benötigt. Perfekte und einfache Schaltvorgänge sind das Resultat. Da bei dem Myroon Glory besonders auf das Gewicht geachtet wurde, besitzt es ein herausragendes Handling. Das Glory bewegt sich geschmeidig wie eine Katze leichtfüßig bergauf, mit den 29" Laufrädern blitzschnell auf der Geraden und sicher bergab. Alle Komponenten wurden speziell auf die Bedürfnisse von Frauen abgestimmt, eine gut dämpfende Federgabel, schmälere Lenker, kürzere Kurbeln, komfortabler Sattel. Das sind die Zutaten für ein perfekt gelungenes Mountainbike.



-  PERFORMANCE CARBON
-  INTEGRATED POSTMOUNT
-  TAPERED STEERER
-  BOOST 148mm
-  PRESSFIT BB
-  INTERNAL CABLE ROUTING

Simplicity meets elegance.

A clean and tidy cockpit is achieved through the use of a 1xSRAM drive chain, the result, perfect and simple shifting. Because KTM's Myroon Glory is a lightweight, it has outstanding handling and climbs with ease. The 29" wheels ensure fast rolling ability whilst being comfy and stable on the downhill. All components are specially designed for the needs of women, a well-damped suspension fork, narrower handlebars, shorter cranks, a comfortable saddle, these are the ingredients for a perfectly successful mountain bike for women.

'CAUSE WOMEN LOVE TO RIDE MTB.

MYROON

GLORY 12

1x12
SRAM GX/NX



BIKE CATEGORY

3

120 KG



FRAME Myroon 29" Performance Carbon Hardtail, Boost 148TA
PressFit BB 89.5mm, Cable integrated

FORK RockShox Reba RL, Rem-SA-FB-T-15x110 29" - Ø32, 100mm, tapered alu, QR15x110 maxle

HEADSET KTM Team B402AMC drop/in-tapered, +5

STEM KTM Team KT-6 7" - etwas kürzer

BAR KTM Team HB-RB12L rizer 16", 700

GRIP KTM Team VLG-1823D2 Comp lock

BRAKE Magura MT4 - / Rotor 180-160

SHIFTLEV. Sram SL GX

R.DERAILL. Sram RD GX Eagle

CRANKSET Sram FC NX Eagle-B148 DUB, 32T- 170mm

SPROCKET Sram CS GX Eagle XG1275-12 10-50

PEDAL w/o Pedal

WHEELSET KTM Line CC 29" Boost TLE Mavic XC621 / straightpull - Boost 110/148

TIRE F Schwalbe Racing Ray 57-622, Perf., TL-ready addix-speed

TIRE R Schwalbe Racing Ralf 57-622, Perf., TL-ready, addix-speed

SADDLE ERGON SMC10 Saddle, Women

SEATPOST KTM Team SP-619K 27.2/350 = 2 Rh

WEIGHT 10,7 kg without pedal

Mint (white+black)
799125100 Myroon Glory 12 15" / 38cm / XS
799125103 Myroon Glory 12 17" / 43cm / S



LADY CHARACTER

Mode auf dem Weg.

Loose fit-Schnitt für entspanntes Radfahren.
Short mit 4wege Stretcheinsätze für die beste Bewegungsfreiheit.

Fashion on the Trail.

Loose fit cut for relaxed biking.
Short with 4way stretch inserts for best movement.
Helmet with more protection surface.



Eagle™ Technology revolutionized the mountain bike experience by offering riders a 1x drivetrain solution that is purpose-built to be lightweight, strong and intuitive, with the gear range to ride on any terrain. NX Eagle™ drivetrain is the newest addition to the Eagle™ 1x ecosystem, and shares technologies with XX1, X01 and GX drivetrains, which makes it 100-percent compatible within the Eagle™ ecosystem. NX Eagle™ delivers an ease of entry that will bring the benefit of Eagle™ range and Eagle™ performance to more riders than ever before.

START WITH EAGLE

THE OTHER SIDE

NX

MYROON

PRO 12

1x12
SRAM NX



BIKE CATEGORY

3

120 KG



FRAME Myroon 29" Performance Carbon Hardtail, Boost 148TA PressFit BB 89.5mm, Cable integrated
FORK Fox 32 A Float-Rhythm, GripRem.-T-15x110 29" -Ø32, 100mm, tapered alu, QR15x110
HEADSET KTM Team B402AMC drop/in-tapered, +5
STEM KTM Comp ST-92A, 7°
BAR KTM Comp HB-FB12L flat 9°, 720

GRIP KTM Team VLG-1822D2 Comp lock
BRAKE Shimano MT201/200 / Rotor 180-160
SHIFTLEV. Sram SL NX
R.DERAILL. Sram RD NX Eagle
CRANKSET Sram FC NX Eagle-B148 DUB, 34T
SPROCKET Sram CS GX Eagle XG1275-12 10-50
PEDAL w/o Pedal

WHEELSET KTM Line CC 29" Boost TLE Mavic XC621 / straightpull - Boost 110/148
TIRE F Schwalbe Rapid Rob 57-622, K-Guard
TIRE R Schwalbe Rapid Rob 57-622, K-Guard
SADDLE KTM VL-3381
SEATPOST KTM Comp SP-DC1K 27.2/400
WEIGHT 11,2 kg without pedal

Epicgrey (black+orange)
 799126100 Myroon Pro 12 15" / 38cm / XS
 799126103 Myroon Pro 12 17" / 43cm / S
 799126108 Myroon Pro 12 19" / 48cm / M
 799126113 Myroon Pro 12 21" / 53cm / L

SRAM

MYROON

COMP 12



1x12
SRAM NX



BIKE CATEGORY

3

120 KG



MYROON

ALPHA 22



2x11
SHIMANO SLX



BIKE CATEGORY

3

120 KG



FRAME Myroon 29" Performance Carbon Hardtail, Boost 148TA PressFit BB 89.5mm, Cable integrated
FORK RockShox Judy slv, TK-Rem, SA-FB-T-15x110 29" -B32, 100mm, tapered alu, QR15x110 maxle l
HEADSET KTM Team B402AMC drop/in-tapered, +5
STEM KTM Comp ST-92A, 7°
BAR KTM Comp HB-FB12L flat 9°, 720

GRIP KTM Team VL6-1822D2 Comp lock
BRAKE Shimano MT200/200 / Rotor 180-160
SHIFTLEV. Sram SL NX
R.DERAILL. Sram RD NX Eagle
CRANKSET Sram FC NX Eagle-B148 DUB, 34T
SPROCKET Sram CS NX Eagle XG1230-12 11-50
PEDAL w/o Pedal

WHEELSET KTM Line CC 29" Boost TLE Mavic XC621 / Shimano Alivio - Boost 110/148
TIRE F Schwalbe Rapid Rob 57-622, K-Guard
TIRE R Schwalbe Rapid Rob 57-622, K-Guard
SADDLE KTM VL-3381
SEATPOST KTM Comp SP-DC1K 27.2/400
WEIGHT 12.1 kg without pedal

Black (white+azzurro)
799127100 Myroon Comp 12 15" / 38cm / XS
799127103 Myroon Comp 12 17" / 43cm / S
799127108 Myroon Comp 12 19" / 48cm / M
799127113 Myroon Comp 12 21" / 53cm / L

FRAME Myroon 29" Performance Carbon Hardtail, Boost 148TA PressFit BB 89.5mm, Cable integrated
FORK RockShox Judy slv, TK-Rem, SA-FB-T-15x110 29" -B32, 100mm, tapered alu, QR15x110 maxle l
HEADSET KTM Team B402AMC drop/in-tapered, +5
STEM KTM Comp ST-92A, 7°

BAR KTM Comp HB-FB21L 2X, flat 9°, 720
GRIP KTM Team VL6-1822D2 Comp lock
BRAKE Shimano MT200/200 / Rotor 180-160
SHIFTLEV. Shimano SLX
R.DERAILL. Shimano SLX M7000 GS-shadow +, DM
CRANKSET Shimano MT600-B2 36-26
SPROCKET Shimano M7000-11 11-42
PEDAL w/o Pedal

WHEELSET KTM Line CC 29" Boost TLE Mavic XC621 / Shimano Alivio - Boost 110/148
TIRE F Schwalbe Rapid Rob 57-622, K-Guard
TIRE R Schwalbe Rapid Rob 57-622, K-Guard
SADDLE KTM VL-3381
SEATPOST KTM Comp SP-DC1K 27.2/400
WEIGHT 12.3 kg without pedal

Black matt (grey+toxicyellow)
799128100 Myroon Alpha 22 15" / 38cm / XS
799128103 Myroon Alpha 22 17" / 43cm / S
799128108 Myroon Alpha 22 19" / 48cm / M
799128113 Myroon Alpha 22 21" / 53cm / L

ULTRA

1964 PRO & RIDE

Die nächste Stufe der Evolution eines absoluten Klassikers.

Der Rahmen des Ultra 1964 Pro und Ride besteht aus hydrogeformten, dreifach konifizierten Rohren. Eine besonders präzise Fertigung und optimale Dimensionierung wird dadurch ermöglicht. Das speziell geformte Oberrohr erhöht die Schrittfreiheit und somit die Fahrsicherheit in jeder Situation. Das getaperte Sattelrohr vereint Komfort mit gewünschtem Flex im Sattelstützenbereich, gepaart mit Antritts-Steifigkeit im Tretlagerbereich.

Durch das multifunktionale Ausfallende besteht die Möglichkeit für eine Steckachsaufnahme, Gepäckträger, Schutzbleche, ja sogar ein gut integrierter Hinterbauständer können verbaut werden. Das KTM Ultra 2018 ist ein wahres Multitalent und Alleskönner!



- TRIPLE BUTTED ALLOY
- INTEGRATED POSTMOUNT
- TAPERED STEERER
- BOOST 148mm
- PRESSFIT BB
- INTERNAL CABLE ROUTING

The next evolutionary step for an absolute classic

The Frame of the Ultra 1964 Pro and Ride has triple butted hydroformed tubes, which allow precise manufacturing and optimum forming to ensure enhanced performance with minimal weight. The special shape of the top tube increases freedom of movement whilst riding. The tapered seatpost offers maximum comfort with the desired flex you want in the seatpost area, combined with a super stiff BB area to maximise power transfer.

The 2018 Ultra Team 29 allows users to easily fit a luggage rack and mudguards, and it even has mounts for a well integrated rear stand. KTM's Ultra 2018 is a true multitalent and all-rounder!

MOUNTAINBIKE HERO OF ALL CLASSES.

ULTRA

1964 PRO 29.22

2*11
SHIMANO DEORE
XT/SLX



BIKE CATEGORY

3

120 KG



FRAME Ultra 29" Alloyframe tripplebutted, tapered Hardtail, bended Toptube, Boost 148TA BSA, Cable integrated, FD Sideswing
FORK Fox 32 A Float-Rhythm, GripRem.-T-15x110 29" -032, 100mm, tapered alu, QR15x110
HEADSET KTM Team B402AMC drop/in-tapered, +5
STEM KTM Team KT-6 7°
BAR KTM Team HB-FB21L flat 9°, 700

GRIP KTM Team VLG-1822D2 Comp lock
BRAKE Shimano MT400 / Rotor 180-180
SHIFTLEV. Shimano SLX
R.DERAILL. Shimano Deore XT M8000 GS-shadow +, DM
CRANKSET Shimano Deore XT M8000-B2 36-26
SPROCKET Shimano M7000-11 11-42
PEDAL VP-195-E MTB AlloyPedal

WHEELSET KTM Line CC 29" Boost TLE Mavic XC621 / Shimano Deore - Boost 110/148
TIRE F Schwalbe Rapid Rob 57-622, K-Guard
TIRE R Schwalbe Rapid Rob 57-622, K-Guard
SADDLE KTM VL-3381
SEATPOST KTM Team SP-619K 27.2/400
WEIGHT 12,6 kg without pedal

ULTRA

RIDE 29.12

1*12
SRAM NX



EAGLE™



BIKE CATEGORY

3

120 KG



FRAME Ultra 29" Alloyframe tripplebutted, tapered Hardtail, bended Toptube, 135QR BSA, Cable integrated.
FORK RockShox 30gold RL, TK-Rem-SA-FB 9QR 29" -032, 100mm, tapered alu, QR9
HEADSET KTM Team B402AMC drop/in-tapered, +5
STEM KTM Comp ST-92A, 7°
BAR KTM Comp HB-FB12L flat 9°, 700

GRIP KTM Team VLG-1822D2 Comp lock
BRAKE Shimano MT400 / Rotor 180-180
SHIFTLEV. Sram SL NX
R.DERAILL. Sram RD NX Eagle
CRANKSET Sram FC NX Eagle-DUB, 34ST
SPROCKET Sram CS NX Eagle XG1230-12 11-50
PEDAL VP-195-E MTB AlloyPedal
WHEELSET KTM Line CC 29" TLE Mavic XC621 / Shimano Deore

TIRE F Schwalbe Rapid Rob 57-622, K-Guard
TIRE R Schwalbe Rapid Rob 57-622, K-Guard
SADDLE KTM VL-3381
SEATPOST KTM Comp SP-DC1K 27.2/400
WEIGHT 12,6 kg without pedal

Black matt (black+orange glossy)

- 799130100 Ultra 1964 Pro 29.22 15" / 38cm / XS
- 799130103 Ultra 1964 Pro 29.22 17" / 43cm / S
- 799130108 Ultra 1964 Pro 29.22 19" / 48cm / M
- 799130113 Ultra 1964 Pro 29.22 21" / 53cm / L
- 799130117 Ultra 1964 Pro 29.22 22,5" / 57cm / XL

Black matt (white+azzurro)

- 799131100 Ultra Ride 29.12 15" / 38cm / XS
- 799131103 Ultra Ride 29.12 17" / 43cm / S
- 799131108 Ultra Ride 29.12 19" / 48cm / M
- 799131113 Ultra Ride 29.12 21" / 53cm / L

ULTRA

1964 COMP 29.22 / 27.22

2*11
SHIMANO DEORE
XT/SLX



BIKE CATEGORY

3

130 KG



FRAME Ultra 29"/27.5" Alloyframe
Hardtail, bended Toptube, 135QR
BSA, Cable integrated, FD Sideswing
FORK RockShox Recon RL, Rem-SA-FB 9QR
29"/27.5" - Ø32, 100mm, 1.1/8" alu, QR9
HEADSET Ritchey OE Logic Zero
STEM KTM Comp ST-92A, 7°
BAR 29": KTM Comp HB-FB12L flat 9°, 700
27.5": KTM Comp HB-RB11, rizer-15-9°, 680

GRIP KTM Team VLG-1822D2 Comp lock
BRAKE Shimano MT400 / Rotor 180-180
SHIFTLEV. Shimano SLX
R.DERAILL. Shimano Deore XT M8000 GS-shadow +, DA
CRANKSET Shimano MT600-2 36-26
SPROCKET Shimano M7000-11 11-42
PEDAL VP-195-E MTB AlloyPedal
WHEELSET KTM Line CC 29"/27.5"
Ryde Taurus / Shimano Deore

TIRE F 29": Schwalbe Rapid Rob 57-622, K-Guard
27.5": Schwalbe Rapid Rob 57-584, K-Guard
TIRE R 29": Schwalbe Rapid Rob 57-622, K-Guard
27.5": Schwalbe Rapid Rob 57-584, K-Guard
SADDLE KTM VL-3381
SEATPOST 29": KTM Comp SP-DC1K 27.2/400
27.5": KTM Comp SP-DC1K 27.2/350
WEIGHT 29": 13,6 kg without pedal
27.5": 13,2 kg without pedal



Black matt (black+orange glossy)
799132103 Ultra 1964 Comp 29.22 17" / 43cm / S
799132108 Ultra 1964 Comp 29.22 19" / 48cm / M
799132113 Ultra 1964 Comp 29.22 21" / 53cm / L
799132117 Ultra 1964 Comp 29.22 22.5" / 57cm / XL

Black matt (black+orange glossy)
799133100 Ultra 1964 Comp 27.22 15" / 38cm / XS
799133103 Ultra 1964 Comp 27.22 17" / 43cm / S
799133108 Ultra 1964 Comp 27.22 19" / 48cm / M

ULTRA

SPORT 29.30 / 27.30

3*10
SHIMANO DEORE
XT/DEORE



BIKE CATEGORY

3

130 KG



FRAME Ultra 29"/27.5" Alloyframe
Hardtail, bended Toptube, 135QR
BSA, Cable integrated, FD Sideswing
FORK RockShox Recon RL, Rem-SA-FB 9QR
29"/27.5" - Ø32, 100mm, 1.1/8" alu, QR9
HEADSET Ritchey OE Logic Zero
STEM KTM Comp ST-92A, 7°
BAR 29": KTM Comp HB-FB12L flat 9°, 700
27.5": KTM Comp HB-RB11, rizer-15-9°, 680

GRIP KTM Team VLG-1822D2 Comp lock
BRAKE Shimano MT201/200 / Rotor 180-180
SHIFTLEV. Shimano Deore
R.DERAILL. Shimano Deore XT M786 SGS shadow +
Shimano Deore M6000-3 40-30-22
SPROCKET Shimano HG50-10 11-36
PEDAL VP-195-E MTB AlloyPedal
WHEELSET KTM Line CC 29"/27.5"
Ryde Taurus / Shimano Deore

TIRE F 29": Schwalbe Rapid Rob 57-622, K-Guard
27.5": Schwalbe Rapid Rob 57-584, K-Guard
TIRE R 29": Schwalbe Rapid Rob 57-622, K-Guard
27.5": Schwalbe Rapid Rob 57-584, K-Guard
SADDLE KTM VL-3381
SEATPOST 29": KTM Comp SP-DC1K 27.2/400
27.5": KTM Comp SP-DC1K 27.2/350
WEIGHT 29": 13,4 kg without pedal
27.5": 13,3 kg without pedal



Black matt (orange)
799134103 Ultra Sport 29.30 17" / 43cm / S
799134108 Ultra Sport 29.30 19" / 48cm / M
799134113 Ultra Sport 29.30 21" / 53cm / L
799134117 Ultra Sport 29.30 22.5" / 57cm / XL

Black matt (orange)
799135100 Ultra Sport 27.30 15" / 38cm / XS
799135103 Ultra Sport 27.30 17" / 43cm / S
799135108 Ultra Sport 27.30 19" / 48cm / M

ULTRA

FLITE 29.20 / 29.30

2x10
3x10
SHIMANO DEORE

BIKE CATEGORY
3

130 KG
🚲+👤+📦



FRAME Ultra 29" Alloyframe
Hardtail, bended Toptube, 135QR
BSA, Cable integrated, FD Sideswing

FORK Suntour XCR RL, Coil
29" - Ø32, 100mm, 1.1/8" steel, QR9

HEADSET Ritchey OE Logic Zero

STEM KTM Comp ST-92A, 7"

BAR KTM Comp HB-FB12L flat 9°, 700

GRIP KTM Team VLG-1822D2 Comp lock

BRAKE Shimano MT200/200 / Rotor 180-180

SHIFTLEV. Shimano Deore

R.DERAILL. 20-G: Shimano Deore M6000 GS-shadow + (42T)
30-G: Shimano Deore M6000 SGS-shadow +

CRANKSET 20-G: Shimano MT500-2 36-26
30-G: Shimano MT500-3 40-30-22

SPROCKET 20-G: Shimano HG500-10 11-42
30-G: Shimano HG500-10 11-36

PEDAL Wellgo C280DU, one piece alloy

WHEELSET KTM Line CC 29"
Ryde Taurus / Shimano Acera

TIRE F Schwalbe Rapid Rob 57-622, K-Guard

TIRE R Schwalbe Rapid Rob 57-622, K-Guard

SADDLE KTM VL-3381

SEATPOST KTM Comp SP-DC1K 27.2/400

WEIGHT 14,4 kg without pedal

ULTRA

FLITE 27.20 / 27.30

2x10
3x10
SHIMANO DEORE

BIKE CATEGORY
3

130 KG
🚲+👤+📦



FRAME Ultra 27.5" Alloyframe
Hardtail, bended Toptube, 135QR
BSA, Cable integrated, FD Sideswing

FORK Suntour XCR RL, Coil
27.5" - Ø32, 100mm, 1.1/8" steel, QR9

HEADSET Ritchey OE Logic Zero

STEM KTM Comp ST-92A, 7"

BAR KTM Comp HB-RB11, rizer-15-9°, 680

GRIP KTM Team VLG-1822D2 Comp lock

BRAKE Shimano MT200/200 / Rotor 180-160

SHIFTLEV. Shimano Deore

R.DERAILL. 20-G: Shimano Deore M6000 GS-shadow + (42T)
30-G: Shimano Deore M6000 SGS-shadow +

CRANKSET 20-G: Shimano MT500-2 36-26
30-G: Shimano MT500-3 40-30-22

SPROCKET 20-G: Shimano HG500-10 11-42
30-G: Shimano HG500-10 11-36

PEDAL Wellgo C280DU, one piece alloy

WHEELSET KTM-Line CC 27.5"
Ryde Taurus / Shimano Acera

TIRE F Schwalbe Rapid Rob 57-584, K-Guard

TIRE R Schwalbe Rapid Rob 57-584, K-Guard

SADDLE KTM VL-3381

SEATPOST KTM Comp SP-DC1K 27.2/350

WEIGHT 14,2 kg without pedal



Orange (black)

🚲 799136103 Ultra Flite 29.20 17" / 43cm / S

🚲 799136108 Ultra Flite 29.20 19" / 48cm / M

🚲 799136113 Ultra Flite 29.20 21" / 53cm / L

Orange (black)

🚲 799136503 Ultra Flite 29.30 17" / 43cm / S

🚲 799136508 Ultra Flite 29.30 19" / 48cm / M

🚲 799136513 Ultra Flite 29.30 21" / 53cm / L



Orange (black)

🚲 799137100 Ultra Flite 27.20 15" / 38cm / XS

🚲 799137103 Ultra Flite 27.20 17" / 43cm / S

🚲 799137108 Ultra Flite 27.20 19" / 48cm / M

Orange (black)

🚲 799137500 Ultra Flite 27.30 15" / 38cm / XS

🚲 799137503 Ultra Flite 27.30 17" / 43cm / S

🚲 799137508 Ultra Flite 27.30 19" / 48cm / M



FACTORY LINE

Genießen Sie Ihre Fahrt.

Wählen Sie Ihre Lieblingsfarbe.
Unsere Helm-Bestseller – tausende Male getestet.
Der Fokus bei den MTB-Schuhen: Haltbarkeit.

Enjoy your ride.

Choose your favorite color.
Our helmet top seller - thousand times tested.
The focus on the MTB shoes is durability.



ULTRA

FUN 29.27 / 27.27

3×9
SHIMANO DEORE
XT/DEORE



BIKE CATEGORY

3

130 KG
🚲 + 🧑 + 🧒 + 🛒



FRAME Ultra 29"/27.5" Alloyframe
Hardtail, bended Tuptube, 135QR
BSA, Cable integrated, FD Sideswing
FORK Suntour XCM HLO, Coil
29"/27.5" - Ø30, 100mm, 1.1/8" steel, QR9
HEADSET Ritchey OE Logic Zero
STEM KTM Comp ST-92A, 7°
BAR 29": KTM Comp HB-FB12L flat 9°, 700
27.5": KTM Comp HB-RB11, rizer-15-9°, 680

GRIP KTM Team VLG-182202 Comp lock
BRAKE Shimano MT200/200 / Rotor 180-180
SHIFTLEV. Shimano Altus
R.DERAILL. Shimano Deore XT M772shadow, DA
CRANKSET Shimano MT200 40-30-22 w/ CG
SPROCKET Shimano HG200-9 black 11-34
PEDAL Wellgo C280DU, one piece alloy
WHEELSET KTM Line CC 29"/27.5"
Ryde Taurus / Shimano TX

TIRE F 29": Schwalbe Rapid Rob 57-622, K-Guard
27.5": Schwalbe Rapid Rob 57-584, K-Guard
TIRE R 29": Schwalbe Rapid Rob 57-622, K-Guard
27.5": Schwalbe Rapid Rob 57-584, K-Guard
SADDLE KTM VL-3381
SEATPOST 29": KTM Comp SP-DC1K 27.2/400
27.5": KTM Comp SP-DC1K 27.2/350
WEIGHT 29": 14,8 kg without pedal
27.5": 14,5 kg without pedal



Black matt (grey+azzurro)
799138103 Ultra Fun 29.27 17" / 43cm / S
799138108 Ultra Fun 29.27 19" / 48cm / M
799138113 Ultra Fun 29.27 21" / 53cm / L

Black matt (grey+azzurro)
799139100 Ultra Fun 27.27 15" / 38cm / XS
799139103 Ultra Fun 27.27 17" / 43cm / S
799139108 Ultra Fun 27.27 19" / 48cm / M



Lightgrey matt (red+black)
799138133 Ultra Fun 29.27 17" / 43cm / S
799138138 Ultra Fun 29.27 19" / 48cm / M
799138143 Ultra Fun 29.27 21" / 53cm / L

Lightgrey matt (red+black)
799139130 Ultra Fun 27.27 15" / 38cm / XS
799139133 Ultra Fun 27.27 17" / 43cm / S
799139138 Ultra Fun 27.27 19" / 48cm / M

CHICAGO

29.24 / 27.24 DISC H

3×8
SHIMANO
ACERA

BIKE CATEGORY
2

130 KG
🚲+👤+📦



FRAME MTB 29"/27.5" Alloyframe
Hardtail, 135QR
M 1442

FORK Suntour XCT 30 HLO-Coil-9QR
29"/27.5"-100mm, 1.1/8" steel, 9QR

HEADSET Ritchey OE Logic Zero

STEM KTM Line AS-D21 7"

BAR 29": KTM Line HB-RB11L Rizer, rize 15", 720
27.5": KTM Line HB-RB11L Rizer, rize 15", 660

GRIP KTM Line VLG-1546A

BRAKE Shimano MT201/200 / Rotor 180-160

SHIFTLEV. Shimano Altus M310

R.DERAILL. Shimano Acera M360

CRANKSET Shimano TV501 42-34-24/CG

SPROCKET Shimano HG31-8 11-34

PEDAL KTM VP 585 MTB, one piece

WHEELSET KTM-Line CC 29"/27.5"
Remerx / Shimano TX505

TIRE F 29": Schwalbe Smart Sam 54-622
27.5": Schwalbe Smart Sam 54-584

TIRE R 29": Schwalbe Smart Sam 54-622
27.5": Schwalbe Smart Sam 54-584

SADDLE KTM VL-3381

SEATPOST KTM Line SP-359 350/27.2

WEIGHT 29": 14,9 kg without pedal
27.5": 14,4 kg without pedal



Black matt (orange)

🚲 799150100 Chicago 29.24 Disc H 15" / 38cm

🚲 799150103 Chicago 29.24 Disc H 17" / 43cm

🚲 799150108 Chicago 29.24 Disc H 19" / 48cm

🚲 799150113 Chicago 29.24 Disc H 21" / 53cm

🚲 799150117 Chicago 29.24 Disc H 22.5" / 57cm



Azzuro matt (black)

🚲 799150130 Chicago 29.24 Disc H 15" / 38cm

🚲 799150133 Chicago 29.24 Disc H 17" / 43cm

🚲 799150138 Chicago 29.24 Disc H 19" / 48cm

🚲 799150143 Chicago 29.24 Disc H 21" / 53cm

🚲 799150147 Chicago 29.24 Disc H 22.5" / 57cm

🚲 799151100 Chicago 27.24 Disc H 14" / 36cm

🚲 799151103 Chicago 27.24 Disc H 17" / 43cm

🚲 799151108 Chicago 27.24 Disc H 19" / 48cm

🚲 799151113 Chicago 27.24 Disc H 21" / 53cm

🚲 799151130 Chicago 27.24 Disc H 14" / 36cm

🚲 799151133 Chicago 27.24 Disc H 17" / 43cm

🚲 799151138 Chicago 27.24 Disc H 19" / 48cm

🚲 799151143 Chicago 27.24 Disc H 21" / 53cm

CHICAGO

29.24 / 27.24 CLASSIC

3×8
SHIMANO
ACERA

BIKE CATEGORY
2

130 KG
🚲+👤+📦



FRAME MTB 29"/27.5" Alloyframe
Hardtail, 135QR
M 8432 M

FORK Suntour XCE 28-Coil-9QR
29"/27.5"-100mm, 1.1/8" steel, 9QR

HEADSET Ritchey OE Logic Zero

STEM KTM Line AS-D21 7"

BAR 29": KTM Line HB-RB11L Rizer, rize 15", 720
27.5": KTM Line HB-RB11L Rizer, rize 15", 660

GRIP KTM Line VLG-1546A

BRAKE Tektro 837 V-Brake

SHIFTLEV. Shimano STEF500

R.DERAILL. Shimano Acera M360

CRANKSET Shimano TV301 42-34-24/CG

SPROCKET Shimano HG31-8 11-34

PEDAL KTM VP 585 MTB, one piece

WHEELSET KTM-Line CC 29"/27.5"
Remerx / Shimano TX500

TIRE F 29": Impac Smartpac 54-622
27.5": Impac Smartpac 54-584

TIRE R 29": Impac Smartpac 54-622
27.5": Impac Smartpac 54-584

SADDLE KTM VL-3381

SEATPOST KTM Line SP-359 350/27.2

WEIGHT 29": 14,8 kg without pedal
27.5": 14,2 kg without pedal



Black matt (orange)

🚲 799152100 Chicago 29.24 Classic 15" / 38cm

🚲 799152103 Chicago 29.24 Classic 17" / 43cm

🚲 799152108 Chicago 29.24 Classic 19" / 48cm

🚲 799152113 Chicago 29.24 Classic 21" / 53cm



Stonegrey matt (toxic yellow)

🚲 799153130 Chicago 27.24 Classic 14" / 36cm

🚲 799153133 Chicago 27.24 Classic 17" / 43cm

🚲 799153138 Chicago 27.24 Classic 19" / 48cm

🚲 799153143 Chicago 27.24 Classic 21" / 53cm

🚲 799153100 Chicago 27.24 Classic 14" / 36cm

🚲 799153103 Chicago 27.24 Classic 17" / 43cm

🚲 799153108 Chicago 27.24 Classic 19" / 48cm

🚲 799153113 Chicago 27.24 Classic 21" / 53cm

CHICAGO

29.24 DISC H STREET

3×8
SHIMANO
ACERA

BIKE CATEGORY
2

130 KG
🚲+👤+📦



FRAME Ultra 29" Alloyframe
Hardtail, 135QR
M 1442
FORK Suntour XCT ATB HLO-Coil-9QR
29"-100mm, 1.1/8" steel, 9QR
HEADSET Ritchey OE Logic Zero
STEM KTM Line AS-D21 7"
BAR KTM Line HB-RB11L Rizer, rize 15", 720
GRIP KTM Line VLG-1546A

BRAKE Shimano MT201/200 / Rotor 180-160
SHIFTLEV. Shimano Altus M310
R.DERAILL. Shimano Acera M360
CRANKSET Shimano TY501 42-34-24/CG
SPROCKET Shimano HG31-8 11-34
PEDAL KTM VP 585 MTB, one piece
WHEELSET KTM-Line CC 29"
Remerx /Shimano Dynamo 3D37/
Shimano TX505

TIRE F Schwalbe Smart Sam 54-622
TIRE R Schwalbe Smart Sam 54-622
SADDLE KTM VL-3381
SEATPOST KTM Line SP-359 350/27.2
KICKSTAND KTM Line Alloy Kickstand
MUDGUARD SKS Velo 65 Mountain
LAMP F AXA Pico, LED, 15 Lux, Switch
LAMP R Spanninga Pixeo Seatstay
WEIGHT 16.4 kg without pedal

CHICAGO

27.24 STREET

3×8
SHIMANO
ACERA

BIKE CATEGORY
2

130 KG
🚲+👤+📦



FRAME Ultra 27.5" Alloyframe
Hardtail, 135QR
M 8532 M
FORK Suntour M3030 Coil-9QR
27.5"-75mm, 1.1/8" steel, 9QR
HEADSET Ritchey OE Logic Zero
STEM KTM Line AS-D21 17"
BAR KTM Line HB-RB11L Rizer, rize 15", 660
GRIP KTM Line VLG-1546A

BRAKE Tektro 837 V-Brake
SHIFTLEV. Shimano STEF500
R.DERAILL. Shimano Acera M360
CRANKSET Shimano TY301 42-34-24/CG
SPROCKET Shimano HG200-8 12-32
PEDAL KTM VP 585 MTB, one piece
WHEELSET KTM-Line CC 27.5"
Remerx /Shimano Dynamo C3000 /
Shimano TX500

TIRE F Impac Smartpac 54-584
TIRE R Impac Smartpac 54-584
SADDLE KTM VL-3381
SEATPOST KTM Line SP-359 350/27.2
KICKSTAND KTM Line Alloy Kickstand
MUDGUARD SKS Velo 65 Mountain
LAMP F AXA Pico, LED, 15 Lux, Switch
LAMP R Spanninga Pixeo Seatstay
WEIGHT 15.9 kg without pedal

🔪 **Olive matt (orange+red)**
🔪 799226100 Chicago 29.24 HD Street 15" / 38cm
🔪 799156103 Chicago 29.24 HD Street 17" / 43cm
🔪 799156108 Chicago 29.24 HD Street 19" / 48cm
🔪 799156113 Chicago 29.24 HD Street 21" / 53cm

🔪 **Mango (black+red)**
🔪 799225100 Chicago 27.24 Street 14" / 36cm
🔪 799150103 Chicago 27.24 Street 17" / 43cm
🔪 799150108 Chicago 27.24 Street 19" / 48cm
🔪 799150113 Chicago 27.24 Street 21" / 53cm

MARY JANE

27.30

3*10
SHIMANO
DEORE

BIKE CATEGORY
2

130 KG
🚲+👤+📦



FRAME MTB 27.5" Alloyframe
Hardtail, 135QR
M 7522 L

FORK Suntour XCR 32 Coil-RL-9QR (RL)
27.5"-100mm, 1.1/8" steel, 9QR

HEADSET Ritchey OE Logic Zero

STEM KTM Comp ST-92A, 7°

BAR KTM Comp HB-RB11L Rizer, rize 15", 640

GRIP KTM Comp Ergo VLG-1823D2

BRAKE Shimano MT201/200 /
Rotor 180-160

SHIFTLEV. Shimano Deore T6000

R.DERAILL. Shimano Deore M8000 SGS-shadow +

CRANKSET Shimano MT500-3 40-30-22

SPROCKET Shimano HG50-10 11-36

PEDAL KTM C280DU, one piece alloy

WHEELSET KTM-Line CC 27.5"
Remerx / Shimano M4050

TIRE F Impac Smartpac 54-584

TIRE R Impac Smartpac 54-584

SADDLE VELO VL-4358

SEATPOST KTM Comp SP-DC1K 350/27.2

WEIGHT 13,8 kg without pedal

PEGGY SUE

27.27

3*9
SHIMANO DEORE
XT/ALTUS

BIKE CATEGORY
2

130 KG
🚲+👤+📦



FRAME MTB 27.5" Alloyframe
Hardtail, 135QR
M 7522 L

FORK Suntour XCM HLO Coil-9QR
27.5"-100mm, 1.1/8" steel, 9QR

HEADSET Ritchey OE Logic Zero

STEM KTM Comp ST-92A, 7°

BAR KTM Comp HB-RB11L Rizer, rize 15", 640

GRIP KTM Comp Ergo VLG-1823D2

BRAKE Shimano MT200/200 /
Rotor 180-160

SHIFTLEV. Shimano Altus M2000

R.DERAILL. Shimano Deore XT M771 SGS-shadow+

CRANKSET Shimano MT200 40-30-22/CG

SPROCKET Shimano HG200-9 11-34T

PEDAL KTM C280DU, one piece alloy

WHEELSET KTM-Line CC 27.5"
Remerx / Shimano TX505

TIRE F Impac Smartpac 54-584

TIRE R Impac Smartpac 54-584

SADDLE VELO VL-4358

SEATPOST KTM Comp SP-DC1K 350/27.2

WEIGHT 14,1 kg without pedal

🔪 **Mango (black+red)**

🔪 799154200 Mary Jane 27.30 13.5" / 35cm

🔪 799154202 Mary Jane 27.30 16.5" / 42cm

🔪 799154207 Mary Jane 27.30 18.5" / 47cm

🔪 **Lightgrey matt (white+magenta)**

🔪 799155200 Peggy Sue 27.27 13.5" / 35cm

🔪 799155202 Peggy Sue 27.27 16.5" / 42cm

🔪 799155207 Peggy Sue 27.27 18.5" / 47cm

PENNY LANE

27.24 DISC H

3×8
SHIMANO
ACERA/ALTUS

BIKE CATEGORY
2

130 KG
🚲+👤+📦



FRAME MTB 27.5" Alloyframe
Hardtail, 135QR
M 7522 L

FORK Suntour XCT 30 HLO-Coil-9QR
27.5"-100mm, 1.1/8" steel, 9QR

HEADSET Ritchey OE Logic Zero

STEM KTM Line AS-021 17"

BAR KTM Line HB-RB11L Rizer, rize 15", 640

GRIP KTM Line VLG-1546A

BRAKE Shimano MT200/200 / Rotor 180-160

SHIFTLEV. Shimano Altus M310

R.DERAILL. Shimano Acera M360

CRANKSET Shimano TV501 42-34-24/CG

SPROCKET Shimano HG31-8 11-34

PEDAL KTM VP 585 MTB, one piece

WHEELSET KTM-Line CC 27.5", Remerx / Shimano TX505

TIRE F Impac Smartpac 54-584

TIRE R Impac Smartpac 54-584

SADDLE KTM VL-4358

SEATPOST KTM Line SP-359 300/27.2

WEIGHT 14,2 kg without pedal

PENNY LANE

27.24 CLASSIC

3×8
SHIMANO
ACERA / ALTUS

BIKE CATEGORY
2

130 KG
🚲+👤+📦



FRAME MTB 27.5" Alloyframe
Hardtail, 135QR
M 8532 L

FORK Suntour XCE 28 Coil-9QR
27.5"-100mm, 1.1/8" steel, 9QR

HEADSET Ritchey OE Logic Zero

STEM KTM Line AS-021 17"

BAR KTM Line HB-RB11L Rizer, rize 15", 640

GRIP KTM Line VLG-1546A

BRAKE Tektro 837 V-Brake

SHIFTLEV. Shimano STEF500

R.DERAILL. Shimano Acera M360

CRANKSET Shimano TV301 42-34-24/CG

SPROCKET Shimano HG200-8 12-32

PEDAL KTM VP 585 MTB, one piece

WHEELSET KTM-Line CC 27.5", Remerx / Shimano TX500

TIRE F Impac Smartpac 54-584

TIRE R Impac Smartpac 54-584

SADDLE KTM VL-4358

SEATPOST KTM Line SP-359 300/27.2

WEIGHT 14,3 kg without pedal



Black matt (white+magenta)

🔪 799156200 Penny Lane 27.24 Disc H 13.5" / 35cm

🔪 799156202 Penny Lane 27.24 Disc H 16.5" / 42cm

🔪 799156207 Penny Lane 27.24 Disc H 18.5" / 47cm

Mint (white)

🔪 799156230 Penny Lane 27.24 Disc H 13.5" / 35cm

🔪 799156232 Penny Lane 27.24 Disc H 16.5" / 42cm

🔪 799156237 Penny Lane 27.24 Disc H 18.5" / 47cm

Black matt (white+magenta)

🔪 799157200 Penny Lane 27.24 Classic 35cm

🔪 799157202 Penny Lane 27.24 Classic 42cm

🔪 799157207 Penny Lane 27.24 Classic 47cm



PENNY LANE

27.24 STREET

3×8
SHIMANO
ACERA

BIKE CATEGORY
2

130 KG
🚲+👤+📦



FRAME Ultra 27.5" Alloyframe
Hardtail, 135QR
M 8532 L

FORK Suntour M3030 Coil-9QR
27.5"-75mm, 1.1/8" steel, 9QR

HEADSET Ritchey OE Logic Zero

STEM KTM Line AS-D21 17"

BAR KTM Line HB-RB11L Rizer, rize 15", 640

GRIP KTM Line VLG-1546A

BRAKE Tektro 837 V-Brake

SHIFTLEV. Shimano STEF500

R.DERAILL. Shimano Acera M360

CRANKSET Shimano TY301 42-34-24/CG

SPROCKET Shimano HG200-8 12-32

PEDAL KTM VP 585 MTB, one piece

WHEELSET KTM-Line CC 27.5"
Remerx / Shimano Dynamo C3000 /
Shimano TX500

TIRE F Impac Smartpac 54-584

TIRE R Impac Smartpac 54-584

SADDLE KTM VL-4358

SEATPOST KTM Line SP-359 300/27.2

KICKSTAND KTM Line Alloy rear kickstand

MUDGUARD SKS Velo 65 Mountain

LAMP F AXA Pico, LED, 15 Lux, Switch

LAMP R Spanninga Pixeo Seatstay

WEIGHT 15,7 kg without pedal

🔪 **Lightgrey (white+magenta)**

📏 799227200 Penny Lane 27.24 Street 13.5" / 35cm

📏 799227202 Penny Lane 27.24 Street 16.5" / 42cm

📏 799227207 Penny Lane 27.24 Street 18.5" / 47cm

ROAD

SRAM RED e-TAP

2*11



**REVELATOR
LISSE PRESTIGE**

78

SHIMANO ULTEGRA DI-2

2*11



**REVELATOR
LISSE MASTER**

81

SHIMANO 105

2*11



**REVELATOR
LISSE ELITE 22**

82

SHIMANO ULTEGRA DI-2

2*11



**REVELATOR
MASTER**

85

SHIMANO ULTEGRA

2*11



**REVELATOR
4000**

86

SHIMANO 105

2*11



**REVELATOR
3300**

87

SHIMANO 105

2*11



**X-STRADA
22**

91

SHIMANO TIAGRA

2*10



**STRADA
1000**

92

SRAM FORCE CX1

1*11




**CANIC
CXC**

93







REVELATOR

LISSE

Die vollintegrierte Leitungsverlegung setzt neue Maßstäbe im Bereich der Aerodynamik.



Um ein aerodynamisches Rad zu konstruieren, analysierte KTM in Zusammenarbeit mit erfahrenen Aerodynamikern aus dem Motorrennsport, die verschiedensten Anströmverhältnisse, resultierend aus Fahrtwind, Seiten- und Gegenwind in unterschiedlichen Geschwindigkeitsbereichen. Das Ziel: In erster Linie alles aus dem Wind nehmen, was Luftwiderstand und Luftverwirbelungen erzeugt und zweitrangig Flächenformen und Rohrquerschnitte aerodynamisch zu optimieren. Basierend auf diesen Erkenntnissen der Aerodynamik sowie den Richtlinien der UCI für Rennräder wurde eine optimale Mischung aus Aerodynamik, Steifigkeit, Gewicht und Stoßdämpfung geschaffen. Der von KTM entwickelte Lenkervorbau ist dabei Kernstück des Aerokzeptes und ermöglicht das KTM "Top to bottom internal cable-routing".

-  PERFORMANCE CARBON
-  STEER-LIMITATION SYSTEM
-  INTEGRATED DISC BRAKES
-  INTERNAL CABLE ROUTING
-  PRESSFIT BB
-  AERO SEATPOST & INTEGRATED CLAMP

The fully integrated cables lead to new measures in terms of Aerodynamic.

PERFECT AERODYNAMIC.

Not only the frame, all parts of the bike are causing wind resistance when they are faced frontal or sideways. Therefore our R&D team collaborated with experienced aerodynamics engineer from sport motorcycles in order to analyze the air-stream, crosswind and headwind under different speed and conditions. Thus we created a priority list, which showed, that first wind turbulences have to be minimized and the surface profile as well as the cross sections of the tubes are secondary. The integrated stem is the core of the innovative aero concept and favors the user-friendly and hassle-free "Top to Bottom" routing. No matter if mechanical or electronic (Di2 / e-Tap) shift system, the new KTM Aero Racer is ready to face the upcoming race.

REVELATOR

LISSE PRESTIGE 22

2x11
SRAM RED
e-TAP



BIKE CATEGORY

1

108 KG



FRAME Revelator Lisse-Performance Carbon Roadrace Aero Monocoque, Disc, EX: 142 PressFit BB, Cable integrated, FD: brazed on
FORK Revelator Lisse-Carbon Fork, F11, Disc Aero-Monocoque Design
HEADSET Ritchey FI3114 1.1.4" spezial
STEM KTM Lisse, Carbon-spezial
BAR Ritchey WCS CF, Road 2", Carbon Stream II

GRIP KTM VLT-2023-Tape reflectiv
BRAKE Sram Red / 140-140
SHIFTLEV. Sram Red eTap
R.DERAILL. Sram Red eTap
CRANKSET Sram Red 52-36
SPROCKET Sram XG 1190-11 11-28
PEDAL no
WHEELSET DT Swiss ARC-1400 Dicut 48, CF, TL-ready DT Swiss / spline hub 100/142

TIRE F Conti >>F: Attac III 23-622 / R: Force III 25-622
TIRE R Conti >>F: Attac III 23-622 / R: Force III 25-622
SADDLE Fi:Zi:k Arione R5
SEATPOST KTM Lisse, Pro Link Carbon-spezial, 400mm
WEIGHT 7,4 kg without pedal

- Black matt (orange glossy)**
 799165112 Revel. Lisse Prestige 22 52cm
 799165115 Revel. Lisse Prestige 22 55cm
 799165117 Revel. Lisse Prestige 22 57cm



oberoesterreich.at



Sierning Steyr-Land

79

ROAD

78

ROAD

Wildauer holt das Rosa Trikot nach Solosieg

Bei der zweiten Etappe der Giro U23 hat das Tirol Cycling Team eine sensationelle Leistung gezeigt. Markus Wildauer gewinnt die Etappe als Solist und holt das Rosa Trikot. Johannes Schinnagel wurde 4ter und Sven Burger war in der Spitzengruppe.



Photo: Hanneser/RideWithPassion



Photo: Hanneser/RideWithPassion

Wildauer gets pink jersey after solo win

Tirol Cycling Team did an awesome race on the 2nd stage of Giro U23. Markus Wildauer wins the stage and gets the pink jersey. Johannes Schinnagel finished 4th and Sven Burger was in the break away.



Photo: Bernhard Eisenbauer

REVELATOR

LISSE MASTER 22

2x11
SHIMANO
ULTEGRA Di-2



BIKE CATEGORY

1

108 KG



FRAME Revelator Lisse-Performance Carbon Roadrace Aero Monocoque, Disc, EX: 142 PressFit BB, Cable integrated, FD: brazed on
FORK Revelator Lisse-Carbon Fork, F11, Disc Aero-Monocoque Design
HEADSET Ritchey FI3114 1.1.4" spezial
STEM KTM Lisse, Carbon-spezial
BAR Ritchey WCS CF, Road 2", Carbon Stream II

GRIP KTM VLT-2023-Tape reflectiv
BRAKE Shimano Ultegra R8070 / 140-140 Freeza
SHIFTLEV. Shimano Ultegra R8070 Di2
R.DERAILL. Shimano Ultegra R8050 Di2 SS
CRANKSET Shimano Ultegra R8000 52-36
SPROCKET Shimano Ultegra R8000-11 11-28
PEDAL no
WHEELSET DT Swiss PR-1600 spline-db 32, alloy TL-ready DT Swiss / spline hub 100/142

TIRE F Conti >>F: Attac III 23-622 / R: Force III 25-622
TIRE R Conti >>F: Attac III 23-622 / R: Force III 25-622
SADDLE Fi:Zik Arione R7
SEATPOST KTM Lisse, Pro Link Carbon-spezial, 400mm
WEIGHT 7,8 kg without pedal

- Black matt (black+orange glossy)**
- 799166109 Revelator Lisse Master 22 49cm
 - 799166112 Revelator Lisse Master 22 52cm
 - 799166115 Revelator Lisse Master 22 55cm
 - 799166117 Revelator Lisse Master 22 57cm
 - 799166119 Revelator Lisse Master 22 59cm

REVELATOR

LISSE ELITE 22

2x11
SHIMANO
105

BIKE CATEGORY
1

109 KG
🚲 + 🧑 + 📦



FRAME Revelator Lisse-Performance Carbon Roadrace Aero Monocoque, Disc, EX: 142 PressFit BB, Cable integrated, FD: brazed on
FORK Revelator Lisse-Carbon Fork, F11, Disc Aero-Monocoque Design
HEADSET Ritchey FI3114 1.1.4" spezial
STEM KTM Lisse, Carbon-spezial
BAR Ritchey WCS, Road 2", Stream II

GRIP KTM VLT-2023-Tape reflectiv
BRAKE Shimano 105 R7070 / 160-160
SHIFTLEV. Shimano 105 R7000
R.DERAILL. Shimano 105 R7000 GS
CRANKSET Shimano 105 R7000 50-34
SPROCKET Shimano 105 R7000 11-32
PEDAL no
WHEELSET DT Swiss PR-1800 spline-db 32, alloy TL-ready DT Swiss / spline hub 100/142

TIRE F Conti >>F: Attac III 23-622 / R: Force III 25-622
TIRE R Conti >>F: Attac III 23-622 / R: Force III 25-622
SADDLE Fi:Zi:k Arione R7
SEATPOST Ritchey Comp Link 27.2/300 (spezial-Lisse)
WEIGHT 8,3 kg without pedal

Black matt (m.blue+orange glossy)
🚲 799167309 Revelator Lisse Elite 22 49cm
🚲 799167312 Revelator Lisse Elite 22 52cm
🚲 799167315 Revelator Lisse Elite 22 55cm
🚲 799167317 Revelator Lisse Elite 22 57cm
🚲 799167319 Revelator Lisse Elite 22 59cm

PRC 1400 SPLINE 65

*Ride with
passion*
TIROL CYCLING TEAM

Das PRC 1400 SPLINE 65 ist das ultimative Performance Laufrad und die Wahl der Rennfahrer vom Tirol Cycling Team für alle flachen & schnellen Kurse. Aerodynamisch schnell, stabil & trotzdem noch sehr leicht. Von der Optik ganz zu schweigen. Worauf wartest du noch? Deine nächste Attacke könnte die Entscheidung bringen!

Mehr Informationen: roadrevolution18.dtswiss.com/de/performance

DT SWISS

FELGEN- UND SCHEIBENBREMSENVARIANTE
PROFILHÖHEN 65 & 35

18 MM INNENMAULWEITE

ZUVERLÄSSIGE STRAIGHTPULL SPEICHEN

SPLINE NABENKÖRPER MIT
RATCHET SYSTEM TECHNOLOGIE

TUBELESS-READY





FACTORY TEAM

Bike equipment für Rennfahrer.

Die ideale Ausrüstung zu jeder Jahreszeit.
Carbon-Schuhe für die maximale Kraftübertragung.
235 g Helm.

Bike equipment for Racer.

The right stuff for all seasons.
Carbon shoes for maximum power transmission.
235 g helmet.



REVELATOR

MASTER 22

2x11
SHIMANO
ULTEGRA Di-2



BIKE CATEGORY

1

109 KG



FRAME Revelator Alto ADK-Performance Carbon Roadrace, Brake Caliper Directmount PressFit BB, Cable integrated, FD: band-Type
FORK Carbon-Fork F8 Calip-DM Monocoque Design
HEADSET KTM Team VP-B-151AM 1.1/8" - 1.1/4" (road)
STEM KTM Team 6", JD-ST199A

BAR KTM Team Road 8", Satori DR-AL255-BT
GRIP KTM VL-Tape
BRAKE Shimano Ultegra 8010F Directmount
SHIFTLEV. Shimano Ultegra R8050 Di2
R.DERAILL. Shimano Ultegra 8050 Di2 SS
CRANKSET Shimano Ultegra R8000 52-36
SPROCKET Shimano Ultegra R8000-11 11-28

PEDAL no
WHEELSET Mavic Cosmic Elite 30mm, TL ready
TIRE F Conti Grand Prix 4000 25-622
TIRE R Conti Grand Prix 4000 25-622
SADDLE Fi:Zi:k Antares VS
SEATPOST KTM Team SP-619K 27.2/350
WEIGHT 7,7 kg without pedal



Black (orange)

799175112 Revelator Master 22 52cm
799175115 Revelator Master 22 55cm
799175117 Revelator Master 22 57cm

REVELATOR

4000 22

2x11
SHIMANO
ULTEGRA



BIKE CATEGORY

1

109 KG



REVELATOR

3300 22

2x11
SHIMANO
105



BIKE CATEGORY

1

109 KG



FRAME Revelator TK-Performance Carbon Roadrace, Brake Caliper PressFit BB, Cable integrated, FD: brazed on
FORK Carbon-Fork F7 Caliper Monocoque Design
HEADSET KTM Team VP-B-151AM 1.1/8" - 1.1/4" (road)
STEM KTM Team 6", JD-ST199A

BAR KTM Team Road 8", Satori DR-AL255-BT
GRIP KTM VL-Tape
BRAKE Shimano Ultegra R8000 Caliper
SHIFTLEV. Shimano Ultegra R8000
R.DERAILL. Shimano Ultegra R8000 GS
CRANKSET Shimano Ultegra R8000 50-34
SPROCKET Shimano 105 R7000 11-32

PEDAL no
WHEELSET Mavic Aksium
TIRE F Conti Grand Prix 25-622
TIRE R Conti Grand Prix 25-622
SADDLE Selle Italia X3 flow
SEATPOST KTM Team SP-619K 27.2/350
WEIGHT 8,1 kg without pedal

FRAME Revelator TK-Performance Carbon Roadrace, Brake Caliper PressFit BB, Cable integrated, FD: brazed on
FORK Carbon-Fork F5 Caliper Monocoque Design
HEADSET KTM Team VP-B-151AM 1.1/8" - 1.1/4" (road)
STEM Ritchey Comp 4-axis

BAR Ritchey Comp Road
GRIP KTM VL-Tape
BRAKE Shimano 105 R7000 Caliper
SHIFTLEV. Shimano 105 R7000
R.DERAILL. Shimano 105 R7000 GS
CRANKSET Shimano RS510 50-34
SPROCKET Shimano 105 R7000 11-32

PEDAL no
WHEELSET Mavic Aksium
TIRE F Conti Grand Prix SL 23-622
TIRE R Conti Grand Prix SL 23-622
SADDLE Selle Italia X3 flow
SEATPOST Ritchey Comp 27.2/050
WEIGHT 8,5 kg without pedal

Lightgrey matt (orange+black)

- 799176309 Revelator 4000 22 49cm
- 799176312 Revelator 4000 22 52cm
- 799176315 Revelator 4000 22 55cm
- 799176317 Revelator 4000 22 57cm

Black (white)

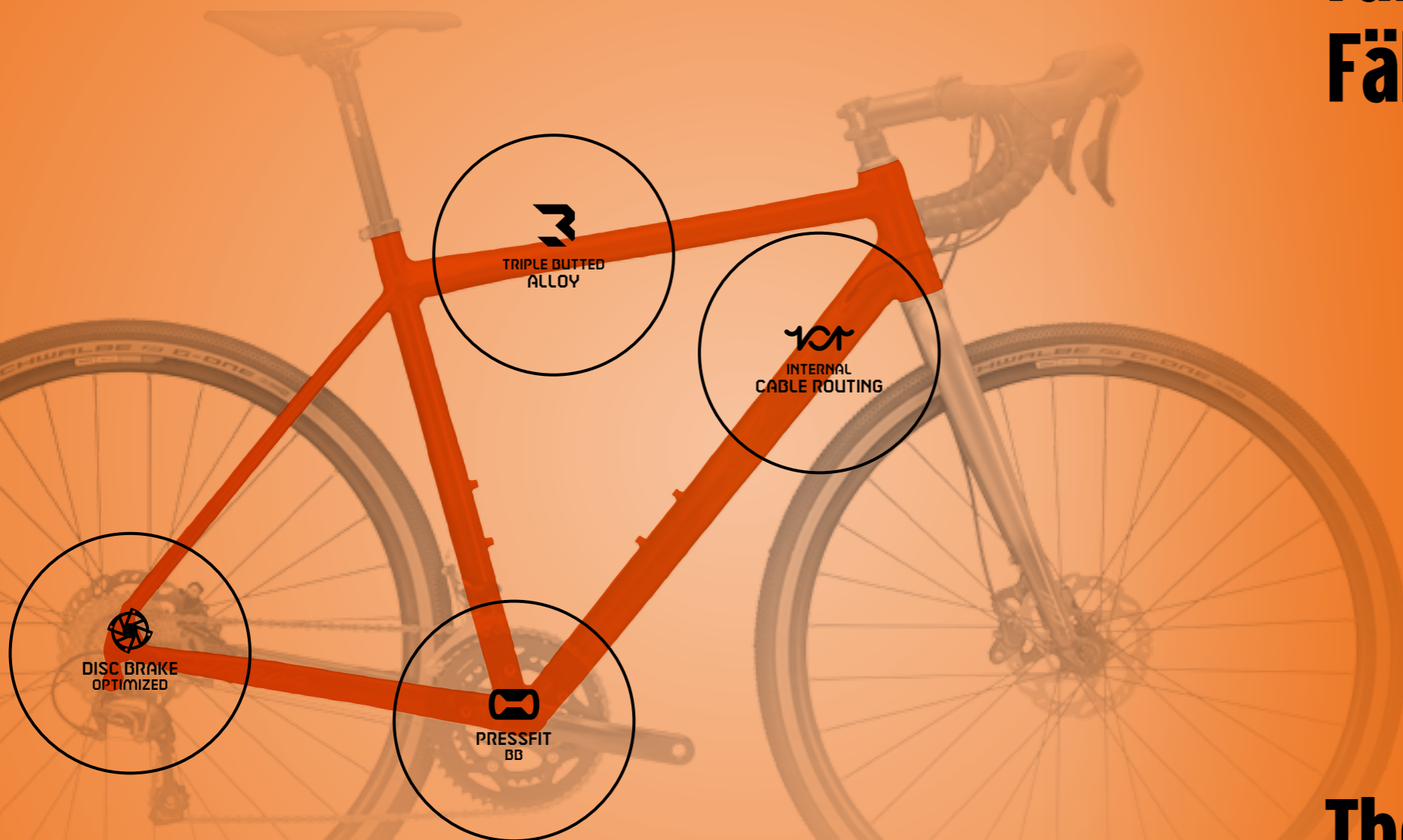
- 799177309 Revelator 3300 22 49cm
- 799177312 Revelator 3300 22 52cm
- 799177315 Revelator 3300 22 55cm
- 799177317 Revelator 3300 22 57cm

X-STRADA

—
22

Ein KTM für alle Fälle.

Das X-Strada mit seinen sportlich attraktiven Eigenschaften ist ein Freund, der mit dir durch Dick und Dünn gehen wird. Seine Seele liegt nicht nur auf der Straße, denn der Aluminium-Allrounder besteht mit seinen breiteren, auch für Schotterstraßen geeigneten Reifen fast jede Prüfung. Egal, ob der tägliche Weg ins Büro, die schnelle Feierabendrunde mit Freunden oder die Mehrtagestour ans Meer, das X-Strada ist so flexibel wie Du und ist für jede Schandtät zu haben.



-  TRIPLE BUTTED ALLOY
-  INTEGRATED POSTMOUNT
-  DISC BRAKE OPTIMIZED
-  TAPERED STEERER
-  PRESSFIT BB
-  INTERNAL CABLE ROUTING

The KTM for every eventuality

The X-Strada with its athletic and attractive characteristics, is like a buddy who goes through thick and thin with you. The bike's soul is not only grounded on the road, because this aluminium all-rounder, with its larger tires for gravel surface, survives almost every test. Whether it's the everyday route into office, a quick afternoon ride or a several days trip to the coast, the X-Strada is as flexible as you are and ready for anything.

CONQUER EVERYWHERE.



X-STRADA

22

2x11
SHIMANO
105



BIKE CATEGORY

2

117^{KG}



FRAME Canic Alloy Al 6061TB/DB
Cyclocross, Disc. EX: 135
BSA BB, Cable integrated, FD: band-Type

FORK Alloy Fork Disc
Monocoque Design

HEADSET Ritchey Comp Zero Drop In RR (Road)

STEM KTM Comp 6°

BAR KTM Comp Road 16°

GRIP KTM VL-Tape

BRAKE Shimano 105 RS-505 /
Rotor 160-160

SHIFTLEV. Shimano 105 RS-505

R.DERAILL. Shimano 105 R7000 GS

CRANKSET Shimano RS510 50-34

SPROCKET Shimano 105 R7000 11-34

PEDAL no

WHEELSET KTM Line 700C
Mavic XC621 / Shimano 105 RS-505

TIRE F Schwalbe G-ONE 35-622 allround, Perf.folding

TIRE R Schwalbe G-ONE 35-622 allround, Perf.folding

SADDLE Selle Italia X3 flow

SEATPOST KTM Comp SP-DC1K 27.2/350

WEIGHT 10,5 kg without pedal

- Faded green (orange)**
- 799161312 X-Strada 22 52cm
- 799161315 X-Strada 22 55cm
- 799161317 X-Strada 22 57cm



STRADA

1000 20

2*10
SHIMANO
TIAGRA

BIKE CATEGORY
2

109 KG
🚲+👤+📦



FRAME Strada Alloy AL6061PG
Roadrace, Brake Caliper
BSA BB, Cable integrated, FD: band-Type

FORK Carbon Fork F5 Caliper
Monocoque Design

HEADSET Ritchey Comp Zero Drop In RR (Road)

STEM KTM Comp ST-92A, 7°

BAR KTM Comp Road HB-FL21

GRIP KTM VL-Tape

BRAKE Shimano Tiagra R4700 Caliper

SHIFTLEV. Shimano Tiagra R4700

R.DERAILL. Shimano Tiagra R4700 GS

CRANKSET Shimano RS400 50-34

SPROCKET Shimano HG500-10 11-32

PEDAL no

WHEELSET KTM Line Road

TIRE F Conti Ultra Sport II 23-622

TIRE R Conti Ultra Sport II 23-622

SADDLE Selle Italia X3 flow

SEATPOST KTM Comp SP-DC1K 27.2/350

WEIGHT 10,1 kg without pedal

Orange (black)

- 🚲 799180309 Strada 1000 20 49cm
- 🚲 799180312 Strada 1000 20 52cm
- 🚲 799180315 Strada 1000 20 55cm
- 🚲 799180317 Strada 1000 20 57cm

CANIC

CXC 11

1*11
SRAM FORCE
CX1

BIKE CATEGORY
2

117 KG
🚲+👤+📦



FRAME Canic ADK-Performance Carbon
Cyclocross Monocoque, Disc, EX: 142
PressFit BB, Cable integrated

FORK Canic-Carbon Fork, F8, Disc
Monocoque Design

HEADSET KTM Team VP-B-151AM
1.1/8" - 1.1/4" (road)

STEM KTM Team 6°

BAR KTM Team Road 16°, Satori DR-AL255-BT

GRIP KTM VL-Tape

BRAKE Sram Force CX1 / 140-140

SHIFTLEV. Sram Force CX1

R.DERAILL. Sram Force CX1

CRANKSET Sram Force 1 Xsync 42

SPROCKET Sram CS PG 1170-11 11-36

PEDAL no

WHEELSET DT Swiss CR-1600 spline-db 23, alloy
DT Swiss / straightpull - 100/142

TIRE F Schwalbe X-One 33-622, Allr.-MikroSkin, TL-easy

TIRE R Schwalbe X-One 33-622, Allr.-MikroSkin, TL-easy

SADDLE Fi:Zi:k Antares VS

SEATPOST KTM Team SP-619K 27.2/350

WEIGHT 8,3 kg without pedal

Orange (black+darkred)

- 🚲 799160112 Canic CXC 52cm
- 🚲 799160115 Canic CXC 55cm
- 🚲 799160117 Canic CXC 57cm

OFFROAD



SHIMANO DEORE XT

3x10

LEGARDA RACE

99



SHIMANO DEORE XT/DEORE

3x10

LIFE 1964 CROSS

101



SHIMANO DEORE XT/DEORE

3x10

LIFE ACTION

102



SHIMANO DEORE XT/DEORE

3x10

LIFE CROSS

103



SHIMANO DEORE/ALTUS

3x9

LIFE ROAD

104



SHIMANO ACERA

3x8

LIFE TRACK

105



SHIMANO ACERA

3x8

LIFE ONE

106



SHIMANO DEORE XT/DEORE

3x10

LIFE CROSS STREET

107



SHIMANO ACERA

3x8


LIFE TRACK STREET







108

LIFE — CROSS

Die jahrzehntelange Tradition der KTM Trekkingräder wird mit diesem Rahmen der neuesten Generation fortgesetzt.

Herzstück der neuesten Entwicklung ist das spezielle Steuerrohr in Kombination mit dem bis ins Detail neu konstruierten Steuersatz und einer eigens optimierten KTM / Suntour® Federgabel. Gut sichtbar wird der Frontreflektor formschön in die Gabelbrücke integriert. Das konische Steuerrohr erhöht die Lenkkopfsteifigkeit und somit die Fahrstabilität und integriert optisch perfekt die Seilverlegung für Schaltung und Bremse. Ein Lenkwinkelbegrenzer verhindert das ungewollte Durchdrehen des Lenkers, welches beim Abstellen des Fahrrades besonders in Kombination mit Lenkertaschen von Vorteil ist. Egal ob Schutzbleche, Gepäckträger, Lichtenanlage oder auch der Seitenständer, die neuen KTM Offroad sind bereit für die ideale Anpassung an die persönlichen Fahrbedürfnisse.



-  TRIPLE BUTTED ALLOY
-  STEER-LIMITATION SYSTEM
-  TAPERED STEERER
-  INTERNAL CABLE ROUTING
-  INTEGRATED KICKSTAND MOUNT
-  INTEGRATED POSTMOUNT

KTM has a long tradition in premium trekking bikes. This substantial know-how is bundled in the latest trekking frames.

The core of this bike is the inhouse invented combination out of head tube and headset with an optimized KTM/ Suntour® suspension fork. The front reflector is decently integrated in the fork crown. The conic head tube is improving the stiffness and the stability. This supports the optically perfect integration of the winch traction of breaks and derailleur. The steer angle limiter is preventing unwanted spinning of the wheels, which is worth a lot when carrying heavy handlebar bags. This latest generation KTM offroad trekkingbike is capable of installing a mud guard, carrier, lights or stand, all adaptable for your needs.

THE PERFECT EVOLUTION.



LEGARDA

RACE

3x10
SHIMANO
DEORE XT



BIKE CATEGORY

1

130 KG



FRAME Life Trekking Offroad Alloy, tripplebutted
Cross new Frame - fake taper, Disc, 135 QR
BSA, Cable integrated

FORK Suntour NCX-E air, RL (SF18K)
700C-63mm, 1.1/8" steel, 9QR

HEADSET KTM Team LA91AED for angle-limit (1.1/8-1.5")

STEM KTM Team KT-6 7"

BAR KTM Team HB-FB21L flat 9°, 620

GRIP Ergon GP3 SD OEM /w Barend

BRAKE Shimano Deore XT T8000 /
180-160

SHIFTLEV. Shimano Deore XT T8000

R. DERAILL. Shimano Deore XT T8000 SGS

CRANKSET Shimano Deore XT T8000 48-36-26/CG

SPROCKET Shimano HG500-10 11-34

PEDAL VP-197 Alloy-light

WHEELSET KTM Line 700C
Ambrosio / Shimano Deore XT

TIRE F Schwalbe Smart-Sam 44-622 (28x1.65) Perf.

TIRE R Schwalbe Smart-Sam 44-622 (28x1.65) Perf.

SADDLE KTM VL-3379

SEATPOST KTM Team SP-619K 27.2/350

KICKSTAND Hebie 0662 X8 rear kickstand

WEIGHT 12.9 kg without pedal



Steelgrey matt (black+orange)

799200106 Legarda Race HE46 / 30G

799200111 Legarda Race HE51 / 30G

799200116 Legarda Race HE56 / 30G

799200120 Legarda Race HE60 / 30G

799200206 Legarda Race DA46 / 30G

799200211 Legarda Race DA51 / 30G



FACTORY CHARACTER

Lässig, auf und neben dem Bike.

Neuer Schnitt für beste Atmungsaktivität und Bewegung. Helm mit einstellbarem Visier für die optimale Sicht.

Smart style on the bike and beside the bike.

New shape for best breathability and movement. Helmet with adjustable visor for good view.



LIFE

1964 CROSS

3x10
SHIMANO DEORE
XT/DEORE

BIKE CATEGORY
2

130 KG
🚲 + 🧑 + 🧒 + 📦



FRAME Life Trekking Offroad Alloy, tripplebutted Cross new Frame - fake taper, Disc, 135 QR BSA, Cable integrated
FORK Suntour NCX-D air, LO (SF18K) 700C-63mm, 1.1/8" steel, 9QR
HEADSET KTM Team LA91AED for angle-limit (1.1/8-1.5")
STEM KTM Line AS-021, 17"
BAR KTM Line JD-442A Lowrizer, 640

GRIP Ergon GP3 SD OEM /w Barend
BRAKE Shimano Deore T6000 / 180-160
SHIFTLEV. Shimano Deore T6000
R. DERAILL. Shimano Deore XT T8000 SGS
CRANKSET Shimano Deore XT T8000 48-36-26/CG
SPROCKET Shimano HG500-10 11-34
PEDAL VP-195-E MTB AlloyPedal

WHEELSET KTM Line 700C Ryde / Shimano Deore
TIRE F Schwalbe Smart-Sam 44-622 (28x1.65) Perf.
TIRE R Schwalbe Smart-Sam 44-622 (28x1.65) Perf.
SADDLE KTM VL-3379
SEATPOST KTM Line SP-612N 27.2/350
KICKSTAND Hebie 0862 X8 rear kickstand
WEIGHT 13 kg without pedal



Black matt (black+orange glossy)
799201106 Life 1964 Cross HE46 / 30G
799201111 Life 1964 Cross HE51 / 30G
799201116 Life 1964 Cross HE56 / 30G
799201120 Life 1964 Cross HE60 / 30G

799201206 Life 1964 Cross DA46 / 30G
799201211 Life 1964 Cross DA51 / 30G

LIFE

ACTION

3*10
SHIMANO DEORE
XT / DEORE



BIKE CATEGORY

2

130 KG



FRAME Life Trekking Offroad Alloy Cross, Disc, 135 QR
BSA, Cable integrated
FORK Suntour NCX-D air LO (SF17)
700C-63mm, 1.1/8" steel, 9QR
HEADSET Ritchey OE Logic Zero
STEM KTM Line AS-021, 17°
BAR KTM Line JD-442A Lowrizer, 640

GRIP Ergon GP3 SD OEM /w Barend
BRAKE Shimano Deore T6000 /
180-160
SHIFTLEV. Shimano Deore T6000
R. DERAILL. Shimano Deore XT T8000 SGS
CRANKSET Shimano Deore T6010 48-36-26/CG
SPROCKET Shimano HG500-10 11-34
PEDAL VP-195-E MTB AlloyPedal

WHEELSET KTM Line 700C
Ryde / Shimano Deore
TIRE F Schwalbe Smart-Sam 44-622 (28x1.65) Perf.
TIRE R Schwalbe Smart-Sam 44-622 (28x1.65) Perf.
SADDLE KTM VL-3379
SEATPOST KTM Line SP-612N 27.2/350
KICKSTAND KTM Line 006 rear kickstand
WEIGHT 13.1 kg without pedal

LIFE

CROSS

3*10
SHIMANO DEORE
XT / DEORE



BIKE CATEGORY

2

130 KG



FRAME Life Cross Alloyframe
Cross, 135QR
T 1438
FORK Suntour NEX HLO Coil
700C-63mm, Shaft 1.1/8", 9QR
HEADSET Ritchey OE Logic Zero
STEM KTM Comp ST-92A, 7°
BAR KTM Comp HB-RB11 Lowrizer 31.8, 640mm

GRIP Ergon GP10
BRAKE Shimano MT201/200 /
Rotor 180-160
SHIFTLEV. Shimano Deore T6000
R. DERAILL. Shimano Deore XT M781 SGS-shadow
CRANKSET Shimano T521 48-36-26/CG
SPROCKET Shimano HG50-10 11-36
PEDAL KTM C280DU, one piece alloy

WHEELSET KTM Line 700C
Remerx / Shimano TX505
TIRE F Schwalbe Smart Sam 44-622
TIRE R Schwalbe Smart Sam 44-622
SADDLE KTM VL-3379
SEATPOST KTM Comp SP-DC1K 350/27.2
WEIGHT 13.5 kg without pedal



Black matt (grey+orange)
799202106 Life Action HE46 / 30G
799202111 Life Action HE51 / 30G
799202116 Life Action HE56 / 30G
799202120 Life Action HE60 / 30G

799202206 Life Action DA46 / 30G
799202211 Life Action DA51 / 30G
799202216 Life Action DA56 / 30G

Silver matt (steelgrey)
799203106 Life Cross 27 Disc H HE46
799203111 Life Cross 27 Disc H HE51
799203116 Life Cross 27 Disc H HE56
799203120 Life Cross 27 Disc H HE60

799203203 Life Cross 27 Disc H DA43
799203206 Life Cross 27 Disc H DA46
799203211 Life Cross 27 Disc H DA51

LIFE

ROAD

3×9
SHIMANO
DEORE/ALTUS



130 KG
🚲+👤+📦



FRAME Life Cross Alloyframe
Cross, 135QR
T 1438
FORK Suntour NEX HLO Coil
700C-63mm, Shaft 1.1/8", 9QR
HEADSET Ritchey OE Logic Zero
STEM KTM Line AS-021 A-Head 17°
BAR KTM Line HB-RB11 Lowrizer 31.8, 640mm

GRIP KTM Comp Ergo VLG-182302
BRAKE Shimano MT200/200 /
Rotor 180-160
SHIFTLEV. Shimano Altus M2000
R. DERAILL. Shimano Deore M591
CRANKSET Shimano T3010 48-36-26/CG
SPROCKET Shimano HG200-9 11-34
PEDAL KTM VP 573 Offroad, one piece

WHEELSET KTM Line 700C
Remerx / Shimano TX505
TIRE F Schwalbe Smart Sam 44-622
TIRE R Schwalbe Smart Sam 44-622
SADDLE KTM VL-3379
SEATPOST KTM Line SP-359 350/27.2
WEIGHT 14,4 kg without pedal



🔪 **Black matt (stonegrey+azzurro)**
✔️ 799204106 Life Road 27 Disc HE46
✔️ 799204111 Life Road 27 Disc HE51
✔️ 799204116 Life Road 27 Disc HE56
✔️ 799204120 Life Road 27 Disc HE60

🔪 **Lightgrey matt (black+orange)**
✔️ 799204136 Life Road 27 Disc HE46
✔️ 799204141 Life Road 27 Disc HE51
✔️ 799204146 Life Road 27 Disc HE56
✔️ 799204150 Life Road 27 Disc HE60

✔️ 799204203 Life Road 27 Disc DA43
✔️ 799204206 Life Road 27 Disc DA46
✔️ 799204211 Life Road 27 Disc DA51

✔️ 799204233 Life Road 27 Disc DA43
✔️ 799204236 Life Road 27 Disc DA46
✔️ 799204241 Life Road 27 Disc DA51

LIFE

TRACK

3×8
SHIMANO
ACERA



130 KG
🚲+👤+📦



FRAME Life Cross Alloyframe
Cross, 135QR
T 1438
FORK Suntour NEX HLO Coil
700C-63mm, Shaft 1.1/8", 9QR
HEADSET Ritchey OE Logic Zero
STEM KTM Line AS-021 A-Head 17°
BAR KTM Line HB-RB11 Lowrizer 31.8, 640mm

GRIP KTM Comp Ergo VLG-182302
BRAKE Shimano MT200/200 /
Rotor 180-160
SHIFTLEV. Shimano STEF505
R. DERAILL. Shimano Acera M360
CRANKSET Shimano TY501 48-36-26/CG
SPROCKET Shimano HG31-8 11-32
PEDAL KTM VP 573 Offroad, one piece

WHEELSET KTM Line 700C
Remerx / Shimano TX505
TIRE F Schwalbe Hurricane 42-622
TIRE R Schwalbe Hurricane 42-622
SADDLE KTM VL-3379
SEATPOST KTM Line SP-359 350/27.2
WEIGHT 14,2 kg without pedal



🔪 **black matt (orange)**
✔️ 799205106 Life Track 24 Disc HE46
✔️ 799205111 Life Track 24 Disc HE51
✔️ 799205116 Life Track 24 Disc HE56
✔️ 799205120 Life Track 24 Disc HE60

🔪 **Lightgrey (white+magenta)**
✔️ 799205233 Life Track 24 Disc DA43
✔️ 799205236 Life Track 24 Disc DA46
✔️ 799205241 Life Track 24 Disc DA51
✔️ 799205246 Life Track 24 Disc DA56

✔️ 799205203 Life Track 24 Disc DA43
✔️ 799205206 Life Track 24 Disc DA46
✔️ 799205211 Life Track 24 Disc DA51
✔️ 799205216 Life Track 24 Disc DA56

LIFE

ONE

3×8
SHIMANO
ACERA



130 KG
🚲+👤+📦



FRAME Life Cross Alloyframe
Cross, 135QR, T 1432
FORK Suntour NEX Coil
700C-63mm, Shaft 1.1/8", 9QR
HEADSET Ritchey OE Logic Zero
STEM KTM Line AS-021 A-Head 17°
BAR KTM Line HB-RB11 Lowrizer 31.8, 640mm

GRIP KTM Line VLG-1546A
BRAKE Tektro 837 V-Brake
SHIFTLEV. Shimano STEF51
R. DERAILL. Shimano Acera M360
CRANKSET Shimano TY501 48-36-26/CG
SPROCKET Shimano HG31-8 11-32
PEDAL KTM VP 573 Offroad, one piece

WHEELSET KTM Line 700C
Remerx /Shimano TX800
TIRE F Schwalbe Hurricane 42-622
TIRE R Schwalbe Hurricane 42-622
SADDLE KTM VL-3379
SEATPOST KTM Line SP-359 350/27.2
WEIGHT 13,6 kg without pedal



🔪 **Darkblue matt (grey)**
✔️ 799206106 Life One 24 HE46
✔️ 799206111 Life One 24 HE51
✔️ 799206116 Life One 24 HE56
✔️ 799206120 Life One 24 HE60

🔪 **White matt (darkblue+mint)**
✔️ 799206233 Life One 24 DA43
✔️ 799206236 Life One 24 DA46
✔️ 799206241 Life One 24 DA51

LIFE

CROSS STREET

3×10
SHIMANO DEORE
XT/DEORE



130 KG
🚲+👤+📦



FRAME Life Cross Alloyframe
Cross, 135QR
T 1438
FORK Suntour NEX HLO Coil
700C-63mm, Shaft 1.1/8", 9QR
HEADSET Ritchey OE Logic Zero
STEM KTM Comp ST-92A, 7°
BAR KTM Comp HB-RB11 Lowrizer 31.8, 640mm
GRIP Ergon GP10

BRAKE Shimano MT201/200 / Rotor 180-160
SHIFTLEV. Shimano Deore T6000
R. DERAILL. Shimano Deore XT M781 SGS-shadow
CRANKSET Shimano T521 48-36-26/CG
SPROCKET Shimano HG50-10 11-36
PEDAL KTM C2800U, one piece alloy
WHEELSET KTM Line 700C
Remerx /Shimano Dynamo 3D37/
Shimano TX505

TIRE F Schwalbe Smart Sam 44-622
TIRE R Schwalbe Smart Sam 44-622
SADDLE KTM VL-3379
SEATPOST KTM Comp SP-DC1K 350/27.2
KICKSTAND KTM Line Alloy Kickstand
MUDGUARD SKS Velo 55 Cross
LAMP F Trelock Compact Line 35 + ZL HB100
LAMP R B&M Line small under the Saddle
WEIGHT 15 kg without pedal



🔪 **Silver matt (steelgrey)**
✔️ 799228106 LIFE CROSS 30 STREET HE 46
✔️ 799228111 LIFE CROSS 30 STREET HE 51
✔️ 799228116 LIFE CROSS 30 STREET HE 56
✔️ 799228120 LIFE CROSS 30 STREET HE 60

✔️ 799228203 LIFE CROSS 30 STREET DA 43
✔️ 799228206 LIFE CROSS 30 STREET DA 46
✔️ 799228211 LIFE CROSS 30 STREET DA 51
✔️ 799228216 LIFE CROSS 30 STREET DA 56

LIFE

TRACK STREET

3*8
SHIMANO
ACERA

BIKE CATEGORY
2

130 KG
🚲+👤+📦



FRAME Life Cross Alloyframe
Cross, 135QR
T 1438

FORK Suntour NEX HLO Coil
700C-63mm, Shaft 1.1/8", 9QR

HEADSET Ritchey OE Logic Zero

STEM KTM Line AS-D21 A-Head 17°

BAR KTM Line HB-RB11 Lowrizer 31.8, 640mm

GRIP KTM Comp Ergo VLG-1823D2

BRAKE Shimano M315 / Rotor 180-160

SHIFTLEV. Shimano STEF505

R.DERAILL. Shimano Acera M360

CRANKSET Shimano TV501 48-36-26/CG

SPROCKET Shimano HG31-8 11-32

PEDAL KTM VP 573 Offroad, one piece

WHEELSET KTM Line 700C

Remerx / Shimano Dynamo

3D37/Shimano TX505

TIRE F Schwalbe Hurricane 42-622

TIRE R Schwalbe Hurricane 42-622

SADDLE KTM VL-3379

SEATPOST KTM Line SP-359 350/27.2

KICKSTAND KTM Line Alloy Kickstand

MUDGUARD SKS Velo 55 Cross

LAMP F AXA Pico, LED, 15 Lux, Switch

LAMP R Spanninga Pixeo Seatstay

WEIGHT 15.3 kg without pedal



Black matt (orange)

799229106 Life Track 24 Street HE46

799229111 Life Track 24 Street HE51

799229116 Life Track 24 Street HE56

799229120 Life Track 24 Street HE60



799229203 LIFE TRACK 24 STREET DA 43

799229206 LIFE TRACK 24 STREET DA 46

799229211 LIFE TRACK 24 STREET DA 51

799229216 LIFE TRACK 24 STREET DA 56

Südtirol Rad Bici Alto Adige

Verleih | Noleggio | Rental

20
RENTAL POINTS



rent and go
SPORT YOURSELF
www.rentandgo.it

südtirol

www.suedtirol-rad.com



in associated with:

KTM
BIKE INDUSTRIES

ONROAD



SHIMANO DEORE XT 3*10

LIFE STYLE 115



SHIMANO DEORE XT 3*10

LIFE TOUR 117



DEORE LX/DEORE 3*10

LIFE 1964 118



SHIMANO DEORE 3*10

LIFE FORCE 119



SHIMANO DEORE 3*9

LIFE LITE 120



SHIMANO DEORE XT/ALTUS 3*9

LIFE SPACE DISC 121



SHIMANO ALIVIO/ALTUS 3*9

LIFE FUN 122



SHIMANO ACERA 3*8

LIFE RIDE DISC 123



SHIMANO DEORE 3*8

LIFE TIME 124



SHIMANO ALTUS 3*8







LIFE JOY 125

LIFE — STYLE



Die jahrzehntelange Tradition der KTM Trekkingräder wird mit diesem Rahmen der neuesten Generation fortgesetzt.

Herzstück der neuesten Entwicklung ist das spezielle Steuerrohr in Kombination mit dem bis ins Detail neu konstruierten Steuersatz und einer eigens optimierten KTM / Suntour® Federgabel. Die erhöhte Scheinwerferposition optimiert die Ausleuchtung. Neben der internen, optisch perfekt integrierten Seilverlegung für Schaltung und Bremse, wird nun erstmals in der Geschichte der Trekkingräder das Lichtkabel komplett intern im Rahmen und durch den Steuersatz verlegt. Das konische Steuerrohr erhöht die Lenkkopfsteifigkeit und somit die Fahrstabilität, was sich besonders mit Beladung spürbar macht. Eine weitere Evolution erfährt die robuste form- und kraftschlüssige Gepäckträgeraufnahme. Mehr Reifenfreiheit und der Wegfall der hinteren Schutzblechstrebe verbessern Optik und Praxisfreundlichkeit.

-  TRIPLE BUTTED ALLOY
-  STEER-LIMITATION SYSTEM
-  ANTI SHAKE LIGHT POSITION
-  INTERNAL CABLE ROUTING
-  INTEGRATED KICKSTAND MOUNT
-  INTEGRATED CARRIER MOUNT

KTM has a long tradition in premium trekking bikes. This substantial know-how is bundled in the latest trekking frames.

The core of this bike is the inhouse invented combination out of head tube and headset with an optimized KTM/ Suntour® suspension fork. The front reflector is decently integrated in the fork crown. The new raised position of the headlights improves visibility, whilst the internal cable routing for the shifting, brakes and lights keeps everything inside the bike frame for the first time.

The conical head tube increases the stiffness of the steering, which has a positive impact when carrying heavy loads. Another revolution is the fully integrated bicycle rack socket. Additional clearance for the tyres and the rear mudguard hangers improve the appearance of the bike in addition to its ease of use.

PURE STYLE NEW DEFINED.



LIFE

STYLE

3x10
SHIMANO
DEORE XT



BIKE CATEGORY

2

130 KG



FRAME Life Trekking Onroad Alloy, tripplebutted new Frame - fake taper. Disc. 135 QR BSA. Cable integrated
FORK Suntour NCX-E air. LO (SF18K) 700C-63mm, 1.1/8" steel, 9QR
HEADSET KTM Team LA91AED for angle-limit (1.1/8-1.5")
STEM KTM Line AS-021, 17"
BAR KTM Line HB KT-2/640 31.8 Trekking
GRIP Ergon GP3 SD OEM /w Barend
BRAKE Shimano Deore XT T8000 / 180-160

SHIFTLEV. Shimano Deore XT T8000
R. DERAILL. Shimano Deore XT T8000 SGS
CRANKSET Shimano Deore XT T8000 48-36-26/CG
SPROCKET Shimano HG500-10 11-34
PEDAL VP-616 Alu-Trekking pedal with rubber (light)
WHEELSET KTM Line 700C Ambrosio /Shimano Dynamo XT/Shimano XT M8000
TIRE F Schwalbe Marathon Racer 40-622 (FALT)
TIRE R Schwalbe Marathon Racer 40-622 (FALT)
SADDLE Selle Royal Essenza 50A6

SEATPOST KTM Line SP-612N 27.2/300
KICKSTAND Hebie 0662 X8 rear kickstand
CHAINGUARD Horn Catena A08/48Z Alu elox. (T8000)
MUDGUARD SKS Trekking-Set - PET A46R
CARRIER KTM Racktime sport /light
LAMP F B+M Lumotec IQ-XS, LED-70 Lux, Sens+TF
LAMP R B+M Toplight 2C plus, LED., Line Te, mit Standlicht
WEIGHT 14.5 kg without pedal



- ✓ **Black matt (grey+orange glossy)**
- ✓ 799210106 Life Style HE46 / 30G
- ✓ 799210111 Life Style HE51 / 30G
- ✓ 799210116 Life Style HE56 / 30G
- ✓ 799210120 Life Style HE60 / 30G

- ✓ 799210206 Life Style DA46 / 30G
- ✓ 799210211 Life Style DA51 / 30G

Gegen Durst sind Kräuter gewachsen.



Almdudler
#lassunsdudeln

LIFE TOUR

3x10
SHIMANO
DEORE XT

BIKE CATEGORY
2

130 KG
🚲 + 🧑 + 🧑 + 🧑



FRAME Life Trekking Onroad Alloy, tripplebutted new Frame - fake taper. Disc. 135 QR BSA, Cable integrated
FORK Suntour NCX-D coil, LO (SF18K) 700C-63mm, 1.1/8" steel, 9QR
HEADSET KTM Team LA91AED for angle-limit (1.1/8-1.5")
STEM KTM Line AS-021, 17"
BAR KTM Line HB KT-2/640 31.8 Trekking
GRIP Ergon GP3 SD OEM /w Barend
BRAKE Shimano Deore T6000 / 180-160

SHIFTLEV. Shimano Deore XT T8000
R. DERAILL. Shimano Deore XT T8000 SGS
CRANKSET Shimano Deore XT T8000 48-36-26/CG
SPROCKET Shimano HG500-10 11-34
PEDAL VP-616 Alu-Trekking pedal with rubber (light)
WHEELSET KTM Line 700C Ryde /Shimano Dynamo XT/Shimano XT M8000
TIRE F Schwalbe Marathon Racer 40-622 (FALT)
TIRE R Schwalbe Marathon Racer 40-622 (FALT)
SADDLE Selle Royal Essenza 50A6

SEATPOST KTM Line SP-612N 27.2/300
KICKSTAND Hebie 0662 X8 rear kickstand
CHAINGUARD Horn Catena A08/48Z Alu elox. (T8000)
MUDGUARD SKS Trekking-Set - PET A46R
CARRIER KTM Racktime sport /light
LAMP F B+M Lumotec IQ2 Eyk T, senso+, 50 Lx, TF, Standlicht
LAMP R B+M Toplight 2C plus, LED., Line Te, mit Standlicht
WEIGHT 14,6 kg without pedal



Lightgrey (white)
✔ 799211106 Life Tour HE46 / 30G
✔ 799211111 Life Tour HE51 / 30G
✔ 799211116 Life Tour HE56 / 30G
✔ 799211120 Life Tour HE60 / 30G

✔ 799211206 Life Tour DA46 / 30G
✔ 799211211 Life Tour DA51 / 30G

LIFE

1964

3x10
DEORE LX/
DEORE



BIKE CATEGORY

2

136 KG



FRAME Life Trekking Onroad Alloy, tripplebutted new Frame - fake taper. Disc. 135 QR BSA, Cable integrated

FORK Suntour NCX-D coil, LO (SF18K) 700C-63mm, 1.1/8" steel, 9QR

HEADSET KTM Team LA91AED for angle-limit (1.1/8-1.5")

STEM KTM Line AS-021, 17"

BAR KTM Line HB KT-2/640 31.8 Trekking

GRIP Ergon GP10 SD OEM

BRAKE Shimano Deore T6000 / 180-160

SHIFTLEV. Shimano Deore T6000

R. DERAILL. Shimano Deore LX T670 SGS

CRANKSET Shimano Deore T6010 48-36-26/CG

SPROCKET Shimano HG500-10 11-34

PEDAL VP-616 Alu-Trekking pedal with rubber (light)

WHEELSET KTM Line 700C Ambrosio /Shimano Dynamo 3D72/Shimano Deore

TIRE F Schwalbe Marathon Racer 40-622 (DRAHT)

TIRE R Schwalbe Marathon Racer 40-622 (DRAHT)

SADDLE Selle Royal Essenza 50A6

SEATPOST KTM Line SP-612N 27.2/300

KICKSTAND Hebie 0662 X8 rear kickstand

CHAINGUARD Horn Catena A08/48Z Alu elox.

MUDGUARD SKS Trekking-Set - PET A46R

CARRIER KTM Racktime sport /light

LAMP F B+M Lumotec IQ2 Eyk T, senso+, 50 Lx, TF, Standlicht

LAMP R B+M Toplight 2C plus, LED., Line Te, mit Standlicht

WEIGHT 15,3 kg without pedal

LIFE

FORCE

3x10
SHIMANO
DEORE



BIKE CATEGORY

2

130 KG



FRAME Life Trekking Onroad Alloy, tripplebutted Disc. 135 QR BSA, Cable integrated

FORK Suntour NCX-D coil, LO (SF17) 700C-63mm, 1.1/8" steel, 9QR

HEADSET Ritchey OE Logic Zero

STEM KTM Line AS-021, 17"

BAR KTM Line HB KT-2/640 31.8 Trekking

GRIP Ergon GP10 SD OEM

BRAKE Shimano MT200/200 / Rotor 180-160

SHIFTLEV. Shimano Deore T6000

R. DERAILL. Shimano Deore T6000 SGS

CRANKSET Shimano Deore T6010 48-36-26/CG

SPROCKET Shimano HG500-10 11-34

PEDAL VP-616 Alu-Trekking pedal with rubber (light)

WHEELSET KTM Line 700C Ryde /Shimano Dynamo 3D72/Shimano Deore

TIRE F Schwalbe Marathon Racer 40-622 (DRAHT)

TIRE R Schwalbe Marathon Racer 40-622 (DRAHT)

SADDLE Selle Royal Essenza 50A6

SEATPOST KTM Line SP-612N 27.2/300

KICKSTAND KTM Line 006 rear kickstand

CHAINGUARD Horn Catena 16/48Z

MUDGUARD SKS Trekking-Set - PET B46R

CARRIER KTM Racktime sport /light

LAMP F B+M Lumotec IQ Avy T senso +, 40Lx, TFL, Standlicht

LAMP R B+M Toplight 2C plus, LED., Line Te, mit Standlicht

WEIGHT 15,1 kg without pedal



Black matt (black+orange glossy)

799212106 Life 1964 HE46 / 30G

799212111 Life 1964 HE51 / 30G

799212116 Life 1964 HE56 / 30G

799212120 Life 1964 HE60 / 30G

799212206 Life 1964 DA46 / 30G

799212211 Life 1964 DA51 / 30G

799212216 Life 1964 DA56 / 30G

799212503 Life 1964 US43 / 30G

799212506 Life 1964 US46 / 30G

799212511 Life 1964 US51 / 30G



Black matt (stonegrey)

799213106 Life Force HE46 / 30G

799213111 Life Force HE51 / 30G

799213116 Life Force HE56 / 30G

799213120 Life Force HE60 / 30G

799213206 Life Force DA46 / 30G

799213211 Life Force DA51 / 30G

799213216 Life Force DA56 / 30G

799213503 Life Force DA-E43 / 30G

799213506 Life Force DA-E46 / 30G

799213511 Life Force DA-E51 / 30G

LIFE

LITE

3×9
SHIMANO
DEORE



132 KG
🚲 + 🧑 + 🧘 + 📦



FRAME Life Trekking Onroad Alloy, tripplebutted V-Brake, 135 QR
BSA, Cable integrated
FORK Alugabel Longleg 451mm, (82013)
HEADSET Ritchey OE Logic Zero
STEM KTM Line AS-021, 17°
BAR KTM Line HB KT-2/640 31.8 Trekking
GRIP Ergon GP10 SD OEM
BRAKE Shimano Caliper T4000
SHIFTLEV. Shimano Alivio T4000 (Tapfire)

R. DERAILL. Shimano Deore M591 SGS
CRANKSET Shimano T4010 48-36-26/CG
SPROCKET Shimano HG201-9 silver 11-34
PEDAL VP-616 Alu-Trekking pedal with rubber (light)
WHEELSET KTM Line 700C
Ryde /Shimano Dynamo 3N72/Shimano Alivio
TIRE F Schwalbe Marathon Racer 40-622 (FALT)
TIRE R Schwalbe Marathon Racer 40-622 (FALT)
SADDLE Selle Royal Essenza 50A6
SEATPOST KTM Line SP-612N 27.2/300

KICKSTAND Hebie 0662 X8 rear kickstand
CHAINGUARD Horn Catena 16/48Z
MUDGUARD SKS Trekking-Set - PET B46R
CARRIER KTM Racktime sport /light
LAMP F B+M Lumotec IQ Avy T senso +, 40Lx, TFL, Standlicht
LAMP R B+M Toplight 2C plus, LED., Line Te, mit Standlicht
WEIGHT 13,7 kg without pedal

LIFE

SPACE DISC

3×9
SHIMANO DEORE
XT/ALTUS



130 KG
🚲 + 🧑 + 🧘 + 📦



FRAME Life Trekking Alloy
Trekking, 135QR
T 8030
FORK Suntour NEX HLO Coil
700C-63mm, Shaft 1.1/8", 9QR
HEADSET Ritchey OE Logic Zero
STEM KTM Line UP3 verstellib.
BAR KTM Line HB-KT2 31.8, 640mm
GRIP KTM Comp Ergo VLG-1823D2
BRAKE Shimano MT201/200 / Rotor 160-160

SHIFTLEV. Shimano Altus M2000
R. DERAILL. Shimano Deore XT M771 SGS
CRANKSET Shimano T4010 48-36-26/CG
SPROCKET Shimano HG201-9 11-34
PEDAL KTM VP-607 Trekking alloy w rubber
WHEELSET KTM Line 700C
Remerx /Shimano Dynamo 3D37/
Shimano TX505
TIRE F Schwalbe Marathon 40-622
TIRE R Schwalbe Marathon 40-622

SADDLE Selle Royal Freeway 5094
SEATPOST KTM Line PM780E Suspension
KICKSTAND KTM Alloy side kickstand
CHAINGUARD SKS CHAINBLADE
MUDGUARD SKS A 46mm schwarz
CARRIER KTM Racktime Universal-Tour-IT with flap
LAMP F B&M Lumotec IQ Avy N plus
LAMP R Trelock Duo Flat LS 613
WEIGHT 17,4 kg without pedal



Satelitesilver matt (black+orange)
✓ 799214106 Life Lite HE46 / 30G
✓ 799214111 Life Lite HE51 / 30G
✓ 799214116 Life Lite HE56 / 30G
✓ 799214120 Life Lite HE60 / 30G

✓ 799214206 Life Lite DA46 / 30G
✓ 799214211 Life Lite DA51 / 30G

✓ 799214503 Life Lite DA-E43 / 30G
✓ 799214506 Life Lite DA-E46 / 30G
✓ 799214511 Life Lite DA-E51 / 30G



Black matt (orange)
✓ 799215106 Life Space 27 HE46
✓ 799215111 Life Space 27 HE51
✓ 799215116 Life Space 27 HE56
✓ 799215120 Life Space 27 HE60

✓ 799215206 Life Space 27 DA46
✓ 799215211 Life Space 27 DA51

✓ 799215503 Life Space 27 DA-E43
✓ 799215506 Life Space 27 DA-E46
✓ 799215511 Life Space 27 DA-E51

LIFE

FUN HS11

3×9
SHIMANO
ALIVIO/ALTUS

BIKE CATEGORY
2

130 KG
🚲 + 🧑 + 🧒 + 📦



FRAME Life Trekking Alloy
Trekking, 135QR
T 8030
FORK Suntour NEX HLO Coil
700C-63mm, Shaft 1.1/8", 9QR
HEADSET Ritchey OE Logic Zero
STEM KTM Line AS-Q21 A-Head 17"
BAR KTM Line HB-KT2 31.8, 640mm
GRIP KTM Comp Ergo VLG-1823D2
BRAKE Magura HS11

SHIFTLEV. Shimano Altus M2000
R. DERAILL. Shimano Alivio M4000
CRANKSET Shimano T371 48-36-26/CG
SPROCKET Shimano HG200-9 11-32
PEDAL KTM VP-607 Trekking alloy w rubber
WHEELSET KTM Line 700C
Remerx /Shimano Dynamo C3000 /
Shimano TX500
TIRE F Schwalbe Citizen 42-622
TIRE R Schwalbe Citizen 42-622

SADDLE Selle Royal Freeway 5094
SEATPOST KTM Line SP-359 EN
KICKSTAND KTM Alloy side kickstand
CHAINGUARD SKS CHAINBLADE
MUDGUARD RPZ Trekking 45mm schwarz
CARRIER KTM Racktime Universal-Tour-IT with flap
LAMP F B&M Lumotec IQ Avy N plus
LAMP R Trelock Duo Flat LS 613
WEIGHT 16,5 kg without pedal



🔪 **Darkblue matt (grey)**
✔️ 799216106 Life Fun 27 HE46
✔️ 799216111 Life Fun 27 HE51
✔️ 799216116 Life Fun 27 HE56
✔️ 799216120 Life Fun 27 HE60

✔️ 799216206 Life Fun 27 DA46
✔️ 799216211 Life Fun 27 DA51

✔️ 799216503 Life Fun 27 DA-E43
✔️ 799216506 Life Fun 27 DA-E46
✔️ 799216511 Life Fun 27 DA-E51

LIFE

RIDE DISC

3×8
SHIMANO
ACERA

BIKE CATEGORY
2

130 KG
🚲 + 🧑 + 🧒 + 📦



FRAME Life Trekking Alloy
Trekking, 135QR
T 80140
FORK Suntour NEX Coil
700C-63mm, Shaft 1.1/8", 9QR
HEADSET VP MH-309A mit kon. Alu-Kappe
STEM KTM Line AL-KT3, with shaft, adjustable
BAR KTM Line HB-KT1, 640mm
GRIP KTM Comp Ergo VLG-1823D2
BRAKE Shimano MT200/200 / Rotor 160-160

SHIFTLEV. Shimano STEF505
R. DERAILL. Shimano Acera M360
CRANKSET Shimano T311 48-38-28/CG
SPROCKET Shimano HG31-8 11-32
PEDAL KTM VP-607 Trekking alloy w rubber
WHEELSET KTM Line 700C
Remerx /Shimano Dynamo 3D37/
Shimano TX505
TIRE F Schwalbe Citizen 42-622
TIRE R Schwalbe Citizen 42-622

SADDLE Selle Royal Freeway 5094
SEATPOST KTM Line SP-359 EN
KICKSTAND KTM Alloy side kickstand
CHAINGUARD SKS CHAINBLADE
MUDGUARD RPZ Trekking 45mm schwarz
CARRIER KTM Racktime Universal-Tour-IT with flap
LAMP F AXA ECHO30 switch
LAMP R Trelock Duo Flat LS 613
WEIGHT 16,6 kg without pedal



🔪 **Stonegrey matt (black glossy)**
✔️ 799217106 Life Ride 24 Disc HE46
✔️ 799217111 Life Ride 24 Disc HE51
✔️ 799217116 Life Ride 24 Disc HE56
✔️ 799217120 Life Ride 24 Disc HE60

✔️ 799217206 Life Ride 24 Disc DA46
✔️ 799217211 Life Ride 24 Disc DA51

✔️ 799217503 Life Ride 24 Disc DA-E43
✔️ 799217506 Life Ride 24 Disc DA-E46
✔️ 799217511 Life Ride 24 Disc DA-E51

LIFE

TIME



3×8
SHIMANO
DEORE



130 KG
🚲 + 🧑 + 🧑 + 🧑

FRAME Life Trekking Alloy
Trekking, 135QR
T 8010
FORK Suntour NEX Coil
700C-63mm, Shaft 1.1/8", 90R
HEADSET VP MH-309A mit kon. Alu-Kappe
STEM KTM Line AL-KT3, with shaft, adjustable
BAR KTM Line HB-KT1, 640mm
GRIP KTM Comp Ergo VLG-1823D2
BRAKE Shimano T4000 V-Brake

SHIFTLEV. Shimano STEF51
R. DERAILL. Shimano Deore M591
CRANKSET Shimano T311 48-38-28/CG
SPROCKET Shimano HG31-8 11-32
PEDAL KTM VP-607 Trekking alloy w rubber
WHEELSET KTM Line 700C
Remerx /Shimano Dynamo C3000 /
Shimano TX500
TIRE F Schwalbe Citizen 42-622
TIRE R Schwalbe Citizen 42-622

SADDLE Selle Royal RVS F821
SEATPOST KTM Line SP-359 EN
KICKSTAND KTM Alloy side kickstand
CHAINGUARD SKS CHAINBLADE
MUDGUARD RPZ Trekking 45mm schwarz
CARRIER KTM Racktime Universal-Tour-IT
with flap
LAMP F AXA ECHO30 switch
LAMP R Trelock Duo Flat LS 613
WEIGHT 15,6 kg without pedal



Black matt (stonegrey)
✔️ 799218106 Life Time 24 HE46
✔️ 799218111 Life Time 24 HE51
✔️ 799218116 Life Time 24 HE56
✔️ 799218120 Life Time 24 HE60
✔️ 799218206 Life Time 24 DA46
✔️ 799218211 Life Time 24 DA51

✔️ 799218306 Life Time 24 DA-C46
✔️ 799218311 Life Time 24 DA-C51
✔️ 799218503 Life Time 24 DA-E43
✔️ 799218506 Life Time 24 DA-E46
✔️ 799218511 Life Time 24 DA-E51

White matt (black+petrol)
✔️ 799218236 Life Time 24 DA46
✔️ 799218241 Life Time 24 DA51
✔️ 799218533 Life Time 24 DA-E43
✔️ 799218536 Life Time 24 DA-E46
✔️ 799218541 Life Time 24 DA-E51
✔️ 799218336 Life Time 24 DA-C46
✔️ 799218341 Life Time 24 DA-C51

LIFE

JOY



3×8
SHIMANO
ALTUS



130 KG
🚲 + 🧑 + 🧑 + 🧑

FRAME Life Trekking Alloy
Trekking, 135QR
T 8010
FORK Suntour CR-8V Coil
700C-50mm, 1.1/8" steel, 90R
HEADSET VP MH-309A mit kon. Alu-Kappe
STEM KTM Line AL-231, with shaft
BAR KTM Line HB-KT1, 640mm
GRIP KTM Line VLG-1546A
BRAKE Tektro 837 V-Brake

SHIFTLEV. Shimano STEF51
R. DERAILL. Shimano Altus M310
CRANKSET Shimano TY501 48-38-28/CG
SPROCKET Shimano HG200-8 12-32T
PEDAL KTM VP-607 Trekking alloy w rubber
WHEELSET KTM Line 700C
Remerx /Shimano Dynamo C3000 /
Shimano TX500
TIRE F Schwalbe Citizen 42-622
TIRE R Schwalbe Citizen 42-622

SADDLE Selle Royal RVS F821
SEATPOST KTM Line SP-359 EN
KICKSTAND KTM Alloy side kickstand
CHAINGUARD SKS CHAINBLADE
MUDGUARD RPZ Trekking 45mm schwarz
CARRIER KTM Racktime Universal-Tour-IT
with flap
LAMP F AXA Pico, LED, 15 Lux, Switch
LAMP R Trelock Duo Flat LS 613
WEIGHT 16,1 kg without pedal



Silver matt (black)
✔️ 799219106 Life Joy 24 HE46
✔️ 799219111 Life Joy 24 HE51
✔️ 799219116 Life Joy 24 HE56
✔️ 799219120 Life Joy 24 HE60
✔️ 799219206 Life Joy 24 DA46
✔️ 799219211 Life Joy 24 DA51
✔️ 799219216 Life Joy 24 DA56

✔️ 799219306 Life Joy 24 DA-C46
✔️ 799219311 Life Joy 24 DA-C51
✔️ 799219503 Life Joy 24 DA-E43
✔️ 799219506 Life Joy 24 DA-E46
✔️ 799219511 Life Joy 24 DA-E51
✔️ 799219516 Life Joy 24 DA-E56

Mint (white)
✔️ 799219266 LIFE JOY 24 DA 46
✔️ 799219271 LIFE JOY 24 DA 51
✔️ 799219276 LIFE JOY 24 DA 56
✔️ 799219366 Life Joy 24 DA-C46
✔️ 799219371 Life Joy 24 DA-C51
✔️ 799219563 Life Joy 24 DA-E43
✔️ 799219566 Life Joy 24 DA-E46
✔️ 799219571 Life Joy 24 DA-E51
✔️ 799219576 Life Joy 24 DA-E56

Olive matt (black)
✔️ 799219136 Life Joy 24 HE46
✔️ 799219141 Life Joy 24 HE51
✔️ 799219146 Life Joy 24 HE56
✔️ 799219150 Life Joy 24 HE60



Weißenbach am Attersee



Sommerfrische am Attersee

Radurlaub im Salzkammergut

www.hotelpost-attersee.at

Sport, Kultur und Erholung



E-Bike, MTB & Rennrad Touren

Rund um den Attersee finden sich für alle sportbegeisterten E-Bike, Mountainbike- & Rennrad Fans zahlreiche Touren. Das umliegende Höllengebirge bietet für Mountainbiker die idealen Voraussetzungen. Von knackigen Trails bis hin zu gemütlichen Forststraßen - im Salzkammergut ist für jeden etwas dabei. Im Umkreis von 20 - 45 km erreichen Sie Bad Ischl und die schönsten Seen des Salzkammerguts. Wolfgangsee, Mondsee, Fuschlsee und Hallstättersee befinden sich praktisch vor Ihrer Haustüre.

Seenrunde Salzkammergut

Das Hotel Post liegt in einer der idyllischsten Regionen Österreichs. Herrliche Landschaften lassen sich auf dem Rad erkunden. Ein wunderschöner Tagesausflug rund um den Schafberg beginnt direkt am Hotel in Richtung Bad Ischl. Von der Kaiserstadt geht es in Richtung Wolfgangsee, wo Sie einen wunderbaren Blick auf den Schafberg genießen. Von St. Gilgen aus überwinden Sie den Scharfling, gelangen direkt an den Mondsee und fahren auf sanftem Gelände zurück zum Hotel.



KTM Fahrräder und eBikes für Hotelgäste

Für seine Gäste bietet das Hotel Post ein ganz aussergewöhnliches Zuckerl. Sie können kostenlos KTM eBikes und normale Fahrräder benutzen und damit die Gegend erkunden. Die herrlichen Salzkammergut Radwege warten nur auf Sie.

Hotel Post am Attersee GmbH
Ischler Straße 1
A-4854 Weißenbach / Attersee
Tel.: +43 (0) 7663 / 8141
Fax.: +43 (0) 7663 / 8141-45
office@hotelpost-attersee.at



CITY

SHIMANO NEXUS 8 DISC/REVOSHIFTER 1x8



KENT BELT 131

SHIMANO NEXUS 7 DISC REVOSHIFTER 1x7



CHESTER 28.7 132

SHIMANO ALTUS 9 1x9



OXFORD 28.9 133

SHIMANO NEXUS 7 RT REVOSHIFTER 1x7



CITY LINE 28.7 134

SHIMANO NEXUS 7 RT REVOSHIFTER 1x7



CITY LINE 26.7 135

SHIMANO NEXUS 3 RT REVOSHIFTER 1x3



CITY FUN 28.3 136

SHIMANO NEXUS 3 RT/REVOSHIFTER 1x3



CITY FUN 26.3 137

SHIMANO NEXUS 7 RT/REVOSHIFTER 1x7



TOURELLA 28.7 138



KENT

28.8 BELT

1*8
SHIMANO
NEXUS 8 DISC/
REVOSHIFTER



DIKE CATEGORY
2

130 KG
🚲 + 🧑 + 🧒 + 📦



FRAME Urban Kent
Alloyframe Al6061; Disc, Beltdrive
FORK RIGID alloy 28" PM Disc
700C, 1.1/8" 9QR
HEADSET Ritchey OE Logic Zero
STEM KTM Line Satori Compact 2
BAR KTM Line Satori Noirette 630mm
GRIP KTM Line VLG-649 Ergo
BRAKE Shimano MT200/200 / Rotor 160-160

SHIFTLEV. Shimano Nexus Inter-8 Revoshifter
CRANKSET GATES Drive-belt 46Z
SPROCKET GATES rear sprocket 22Z
PEDAL KTM VP-857 Trekking w rubber
WHEELSET KTM Line 700C
Remerx / Shimano Dynamo 3D37/ Nexus 8 Disc
TIRE F Schwalbe Citizen 42-622
TIRE R Schwalbe Citizen 42-622
SADDLE KTM Line Gel VL-3424

SEATPOST KTM Line SP-359 300/27.2
KICKSTAD KTM Alloy side kickstand
MUDGUARD SKS A46 in Frame Collor
CARRIER KTM Racktime Universal-Tour-IT
light with flap
LAMP F Trelock Bike-i VEO LS 233
LAMP R Trelock Duo Flat LS 613
WEIGHT 15.1 kg without pedal



🔧 **Matt stonegrey (grey glossy)**
✓ 799221111 Kent 8 Belt HE51
✓ 799221116 Kent 8 Belt HE56
✓ 799221120 Kent 8 Belt HE60



✓ 799221206 Kent 8 Belt DA46
✓ 799221211 Kent 8 Belt DA51

CHESTER

28.7

1×7
SHIMANO
NEXUS 7 DISC/
REVOSHIFTER

BIKE CATEGORY
2

130 KG
🚲+👤+📦



FRAME Urban Chester
Alloyframe Al6061; Disc
FORK RIGID alloy 28" PM Disc
700C, 1.1/8" 9QR
HEADSET Ritchey OE Logic Zero
STEM KTM Line Satori UP-2 plus
BAR KTM Line Satori Noirette 630mm
GRIP KTM Line VL6-649 Ergo
BRAKE Shimano MT200/200 / Rotor 160-160

SHIFTLEV. Shimano Nexus Inter-7 Revoshifter
CRANKSET Suntour CW16-VX 42T black
SPROCKET Shimano Nexus 19Z
PEDAL KTM VP-857 Trekking w rubber
WHEELSET KTM Line 700C
Remerx /Shimano Dynamo 3D37/
Nexus 7 Disc
TIRE F Schwalbe Citizen 42-622
TIRE R Schwalbe Citizen 42-622

SADDLE KTM Line Gel VL-3424
SEATPOST KTM Line SP-359 300/27.2
KICKSTAD KTM Alloy side kickstand
MUDGUARD SKS A46 in Frame Collor
CARRIER KTM Racktime Universal-Tour-IT
light with flap
LAMP F Trelock Bike-i VEO LS 233
LAMP R Trelock Duo Flat LS 613
WEIGHT 15.1 kg without pedal



🔪 **Black matt (black glossy)**
🚲 799222111 Chester 7 HE51
🚲 799222116 Chester 7 HE56
🚲 799222120 Chester 7 HE60

🚲 799222206 Chester 7 DA46
🚲 799222211 Chester 7 DA51

OXFORD

28.9

1×9
SHIMANO
ALTUS 9

BIKE CATEGORY
2

130 KG
🚲+👤+📦



FRAME Urban Oxford
Alloyframe Al6061; Disc
FORK RIGID alloy 28" PM Disc
700C, 1.1/8" 9QR
HEADSET Ritchey OE Logic Zero
STEM KTM Line Satori UP-2 plus
BAR KTM Line Satori Noirette 630mm
GRIP KTM Line VL6-1389 Ergo
BRAKE Shimano MT200/200 / Rotor 160-160

SHIFTLEV. Shimano M2000-9 Rapidfire
R. DERAILL. Shimano Altus T3000
CRANKSET Lasco 38T silver
SPROCKET Shimano HG201-9 11-32
PEDAL KTM VP-857 Trekking w rubber
WHEELSET KTM Line 700C
Remerx /Shimano Dynamo C3000 / Shimano TX505
TIRE F Schwalbe Citizen 42-622
TIRE R Schwalbe Citizen 42-622

SADDLE KTM Line Gel VL-3424
SEATPOST KTM Line SP-359 300/27.2
KICKSTAD KTM Alloy side kickstand
MUDGUARD SKS A46 in Frame Collor
CARRIER KTM Racktime Universal-Tour-IT
light with flap
LAMP F Trelock Bike-i VEO LS 233
LAMP R Trelock Duo Flat LS 613
WEIGHT 14.3 kg without pedal



🔪 **Copper matt (copper glossy)**
🚲 799223111 Oxford 9 HE51
🚲 799223116 Oxford 9 HE56
🚲 799223120 Oxford 9 HE60

🚲 799223206 Oxford 9 DA46
🚲 799223211 Oxford 9 DA51

CITY

LINE 28.7



1*7
SHIMANO
NEXUS 7 RT /
REVOSHIFTER



118^{KG}
🚲+👤+📦

FRAME Life T: City Alloy
Alloyframe Al6061, V-Brake
FORK Suntour CR-8V Coil
700C-50mm, 1.1/8" steel, 9QR
HEADSET VP MH-305C
STEM KTM Line AL-812, with shaft, adjustable
BAR KTM Line Humpert City Steel, 635mm
GRIP KTM Line VLG-649 Ergo
BRAKE Tektro 855 V-Brake Front/Rear + Coasterbrake

SHIFTLEV. Shimano Nexus Inter-7 Revoshifter
CRANKSET Suntour CW17-SCX 38T silver
SPROCKET Shimano Nexus 19Z
PEDAL KTM VP810 Trekking, one piece
WHEELSET KTM Line 700C
Remerx /Shimano Dynamo C3000/
Nexus 7 RT
TIRE F Schwalbe Citizen 42-622
TIRE R Schwalbe Citizen 42-622

SADDLE Selle Royal Rio 8067
SEATPOST KTM Line PM780/27.2 suspension
KICKSTAD Massload side kickstand
CHAINGUARD Hermanns Slide 38Z
MUDGUARD RPZ Trekking 55mm schwarz
CARRIER KTM Racktime Universal-Tour-IT with flap
LAMP F Trelock Basic LS 102
LAMP R Trelock Duo Flat LS 613
WEIGHT 17,1 kg without pedal



🔪 **Black matt (steelgrey+silver)**
799232503 City Line 28.7 DA-W43
799232506 City Line 28.7 DA-W46
799232511 City Line 28.7 DA-W51
799232516 City Line 28.7 DA-W56

🔪 **Bordeaux matt (grey+black)**
799232533 City Line 28.7 DA-W43
799232536 City Line 28.7 DA-W46
799232541 City Line 28.7 DA-W51
799232546 City Line 28.7 DA-W56

CITY

LINE 26.7



1*7
SHIMANO
NEXUS 7 RT /
REVOSHIFTER



118^{KG}
🚲+👤+📦

FRAME Life T: City Alloy
Alloyframe Al6061, V-Brake
FORK Suntour CR-8V Coil
26"-50mm, 1.1/8" steel, 9QR
HEADSET VP MH-305C
STEM KTM Line AL-812, with shaft, adjustable
BAR KTM Line Humpert City Steel, 635mm
GRIP KTM Line VLG-649 Ergo
BRAKE Tektro 855 V-Brake Front/Rear + Coasterbrake

SHIFTLEV. Shimano Nexus Inter-7 Revoshifter
CRANKSET Suntour CW17-SCX 38T silver
SPROCKET Shimano Nexus 19Z
PEDAL KTM VP810 Trekking, one piece
WHEELSET KTM Line 26"
Remerx /Shimano Dynamo C3000/
Nexus 7 RT
TIRE F Schwalbe Citizen 47-559 (26x1.75)
TIRE R Schwalbe Citizen 47-559 (26x1.75)

SADDLE Selle Royal Rio 8067
SEATPOST KTM Line PM780/27.2 suspension
KICKSTAD Massload side kickstand
CHAINGUARD Hermanns Slide 38Z
MUDGUARD RPZ Trekking 55mm schwarz
CARRIER KTM Racktime Universal-Tour-IT with flap
LAMP F Trelock Basic LS 102
LAMP R Trelock Duo Flat LS 613
WEIGHT 16,8 kg without pedal

🔪 **Black matt (steelgrey+silver)**
799233503 City Line 26.7 DA-W43

CITY

FUN 28.3

1×3
SHIMANO
NEXUS 3 RT /
REVOSHIFTER

BIKE CATEGORY
2

116^{KG}
🚲+👤+📦



FRAME Life T: City Alloy
Alloyframe Al6061
FORK RIGID steel 28"
700C, 1.1/8" steel, 9QR
HEADSET VP MH-305C
STEM KTM Line AL-812, with shaft, adjustable
BAR KTM Line Humpert City Steel, 635mm
GRIP KTM Line VLG-709 Ergo
BRAKE Tektro 855 V-Brake Front/Rear + Coasterbrake

SHIFTLEV. Shimano Nexus Inter-3 Revoshifter
CRANKSET Suntour CW17-SCX 38T silver
SPROCKET Shimano Nexus 19Z
PEDAL KTM VP810 Trekking, one piece
WHEELSET KTM Line 700C
Remerx /Shimano Dynamo C3000/
Nexus 3 RT
TIRE F Impac Streetpack 42-622
TIRE R Impac Streetpack 42-622

SADDLE Selle Royal Rio 6026
SEATPOST KTM Line SP505/27.2 suspension
KICKSTAD Massload side kickstand
CHAINGUARD Hermanns Slide 38Z
MUDGUARD RPZ Trekking 55mm schwarz
CARRIER KTM Standwell Carrier, "City 26"
LAMP F Trelock Basic LS 102
LAMP R Trelock Duo Flat LS 613
WEIGHT 15,3 kg without pedal

CITY

FUN 26.3

1×3
SHIMANO
NEXUS 3 RT /
REVOSHIFTER

BIKE CATEGORY
2

115^{KG}
🚲+👤+📦



FRAME Life T: City Alloy
Alloyframe Al6061
FORK RIGID steel 26"
26", 1.1/8" steel, 9QR
HEADSET VP MH-305C
STEM KTM Line AL-812, with shaft, adjustable
BAR KTM Line Humpert City Steel, 635mm
GRIP KTM Line VLG-709 Ergo
BRAKE Tektro 855 V-Brake Front + Coasterbrake

SHIFTLEV. Shimano Nexus Inter-3 Revoshifter
CRANKSET Suntour CW17-SCX 38T silver
SPROCKET Shimano Nexus 19Z
PEDAL KTM VP810 Trekking, one piece
WHEELSET KTM Line 26"
Remerx /Shimano Dynamo C3000/
Nexus 3 RT
TIRE F Impac Streetpack 47-559 (26x1.75)
TIRE R Impac Streetpack 47-559 (26x1.75)

SADDLE Selle Royal Rio 6026
SEATPOST KTM Line SP505/27.2 suspension
KICKSTAD KTM Alloy side kickstand
CHAINGUARD Hermanns Slide 38Z
MUDGUARD RPZ Trekking 55mm schwarz
CARRIER KTM Standwell Carrier, "City 26"
LAMP F Trelock Basic LS 102
LAMP R Trelock Duo Flat LS 613
WEIGHT 14,9 kg without pedal



🔪 **Bordeaux matt (grey-black)**
🔪 799234503 City Fun 28.3 DA-W43
🔪 799234506 City Fun 28.3 DA-W46
🔪 799234511 City Fun 28.3 DA-W51

🔪 **Black matt (stealgrey-silver)**
🔪 799234533 City Fun 28.3 DA-W43
🔪 799234536 City Fun 28.3 DA-W46
🔪 799234541 City Fun 28.3 DA-W51

🔪 **Bordeaux matt (grey-black)**
🔪 799235503 City Fun 28.3 DA-W43

TOURELLA

28.7

1×7
SHIMANO
NEXUS 7 RT/
REVOSHIFTER

BIKE CATEGORY
2

117^{KG}
🚲 + 🧑 + 🧑 + 🧑



FRAME Tourella Alloy
Alloyframe Al6061
FORK RIGID steel 28"
700C, 1.1/8" steel, 9QR
HEADSET VP MH-308E
STEM KTM Line AL-231, with shaft
BAR KTM Line Humpert Stuttgarter Bügel Steel 565mm
GRIP KTM Line VLG-709 Ergo
BRAKE Shimano T4000 V-Brake Front + Coasterbrake

SHIFTLEV. Shimano Nexus Inter-7 Revoshifter
CRANKSET Lasco 38T silver
SPROCKET Shimano Nexus 19Z
PEDAL KTM VP-618 Trekking alloy w rubber
WHEELSET KTM Line 700C
Remerx /Shimano Dynamo C3000/
Nexus 3 RT
TIRE F Schwalbe Fat Frank 50-622 - färbig
TIRE R Schwalbe Fat Frank 50-622 - färbig

SADDLE Selle Royal RVS8071 Ondina
SEATPOST KTM Line SP-612 300/27.2 - silver
KICKSTAD KTM Alloy side kickstand
CHAINGUARD Horn Catena 09 /38Z
MUDGUARD RPZ Trekking 55mm chromica Design
CARRIER KTM Racktime Tourella Carrier, with flap
LAMP F Trelock Bike LS 583
LAMP R AXA Riff mit Standlichtfunktion
WEIGHT 16,3 kg without pedal



🚲 **Cream (black)**
799237406 Tourella 28.7 TC46
799237411 Tourella 28.7 TC51

🚲 **Black (cream)**
799237436 Tourella 28.7 TC46
799237441 Tourella 28.7 TC51

🚲 **Vintage rose (brown)**
799237466 Tourella 28.7 TC46
799237471 Tourella 28.7 TC51

TRAUMHAFT SCHÖNER RADURLAUB!

PERFEKT ORGANISIERTE RADREISEN
IN GANZ EUROPA























EUROBIKE
RADSPASS IN EUROPA



**GRATIS-
KATALOGE!**
jetzt anfordern!

www.eurobike.at

KIDS

SHIMANO ALTUS 3*8	SHIMANO ALTUS 3*8	SHIMANO ALTUS 3*8	SHIMANO ALTUS 3*8
			
WILD SPEED 26.24 U 142	WILD SPEED 26.24 DISC M 143	WILD SPEED 24.24 U 144	WILD SPEED 24.24 DISC M 145
SHIMANO ACERA 1*8	SHIMANO ALTUS 3*7	SHIMANO TV21 3*6	SHIMANO TV21 3*6
			
WILD SPEED 24.9 146	WILD SPEED 20.21 U 147	WILD CROSS R2R 24.18 148	WILD CROSS R2R 20.12 149
SHIMANO TV21 3*6	SHIMANO TV21 3*6	SHIMANO TV21 2*6	SHIMANO TV21 3*6
			
WILD CROSS 24.18 STREET 150	WILD CROSS 24.18 151	WILD CROSS 20.12 152	WILD BEE 24.18 153
SHIMANO TV21 2*6	SHIMANO ALTUS 3*7	SHIMANO TV21 3*6	SHIMANO TV21 1*6
			
WILD BEE 20.12 154	COUNTRY STAR 26.21 155	WILD ONE 24.18 ATB 156	WILD ONE 20.6 ATB 157
SHIMANO TV21 3*6	SHIMANO TV21 1*6		
			
WILDCAT 24.18 ATB 158	WILDCAT 20.6 ATB 159	KID 1.12 UNI 160	KID 1.12 BOY 160
			
KID 1.16 GIRL 161	KID 1.16 BOY 161		

WILD

SPEED 26.24 U

3x8
SHIMANO
ALTUS

BIKE CATEGORY
2

65^{KG}
🚲+👤+📦



FRAME Wildspeed 26"
Alloyframe Al6061
FORK Suntour XCE 28 Coil-9QR
26"-80mm, 1.1/8" steel, 9QR
HEADSET Ritchey DE Logic Zero
STEM KTM Line AS601, 15"
BAR KTM Line HB-RB11L, rize 20", 600

GRIP KTM Line VLG-311A
BRAKE Tektro 837 V-Brake
SHIFTLEV. Shimano ST-TX800 3x8 EZ-Fire+
R.DERAILL. Shimano Altus M310
CRANKSET Shimano TY501 42-34-24/CG 165mm
SPROCKET Shimano HG31-8 11-34
PEDAL VP 585 MTB-Pedal

WHEELSET KTM Line 26"
Remerx /Shimano TX800
TIRE F Schwalbe Black Jack 50-559 26x2.0
TIRE R Schwalbe Black Jack 50-559 26x2.0
SADDLE KTM VL-3381
SEATPOST KTM Line SP-359 300/27.2
WEIGHT 14,3kg without pedal

WILD

SPEED 26.24 DISC M

3x8
SHIMANO
ALTUS

BIKE CATEGORY
2

64^{KG}
🚲+👤+📦



FRAME Wildspeed 26"
Alloyframe Al6061
FORK Suntour XCE 28 Coil-9QR
26"-80mm, 1.1/8" steel, 9QR
HEADSET Ritchey DE Logic Zero
STEM KTM Line AS601, 15"
BAR KTM Line HB-RB11L, rize 20", 600

GRIP KTM Line VLG-311A
BRAKE Shimano TX805 mech Disc
SHIFTLEV. Shimano ST-TX800 3x8 EZ-Fire+
R.DERAILL. Shimano Altus M310
CRANKSET Shimano TY501 42-34-24/CG 165mm
SPROCKET Shimano HG31-8 11-34
PEDAL VP 585 MTB-Pedal

WHEELSET KTM Line 26"
Remerx /Shimano TX505
TIRE F Schwalbe Black Jack 54-559 26x2.1
TIRE R Schwalbe Black Jack 54-559 26x2.1
SADDLE KTM VL-3381
SEATPOST KTM Line SP-359 300/27.2
WEIGHT 13,6kg without pedal

WILD

SPEED 24.24 U

3x8
SHIMANO
ALTUS

DIKE CATEGORY
2

63^{KG}
🚲+👤+📦



FRAME Wildspeed 24"
Alloyframe Al6061
FORK Suntour XCT-JR Coil-9QR
24", 1.1/8" steel, 9QR
HEADSET Ritchey DE Logic Zero
STEM KTM Line AS601, 15°
BAR KTM Line HB-RB11L, rize 20°, 560

GRIP KTM Line VLG-184-5AD2
BRAKE Tekro J310 V-Bremse
SHIFTLEV. Shimano ST-TX800 3x8 EZ-Fire+
R.DERAILL. Shimano Altus M310
CRANKSET Suntour CW16 XCE JR 42-34-24/CG 152mm
SPROCKET Shimano HG31-8 11-34
PEDAL VP 570 MTB-Pedal

WHEELSET KTM Line 24"
Remerx /Shimano TX800
TIRE F Schwalbe Black Jack 54-507 24x2.1
TIRE R Schwalbe Black Jack 54-507 24x2.1
SADDLE KTM VL-5124
SEATPOST KTM Line SP-359
WEIGHT 12.5 kg without pedal

WILD

SPEED 24.24 DISC M

3x8
SHIMANO
ALTUS

DIKE CATEGORY
2

64^{KG}
🚲+👤+📦



FRAME Wildspeed 24"
Alloyframe Al6061
FORK Suntour XCT-JR Coil-9QR
24", 1.1/8" steel, 9QR
HEADSET Ritchey DE Logic Zero
STEM KTM Line AS601, 15°
BAR KTM Line HB-RB11L, rize 20°, 560

GRIP KTM Line VLG-184-5AD2
BRAKE Shimano TX805 mech Disc
SHIFTLEV. Shimano ST-TX800 3x8 EZ-Fire+
R.DERAILL. Shimano Altus M310
CRANKSET Suntour CW16 XCE JR 42-34-24/CG 152mm
SPROCKET Shimano HG31-8 11-34
PEDAL VP 570 MTB-Pedal

WHEELSET KTM Line 24"
Remerx /Shimano TX505
TIRE F Schwalbe Black Jack 54-507 24x2.1
TIRE R Schwalbe Black Jack 54-507 24x2.1
SADDLE KTM VL-5124
SEATPOST KTM Line SP-359
WEIGHT 13.1 kg without pedal

WILD

SPEED 24.9

1x9
SHIMANO
ACERA

BIKE CATEGORY
2

61 kg
🚲+👤+👤+👤



FRAME Wildspeed 24"
Alloyframe Al6061

FORK RIGID alloy

HEADSET Ritchey OE Logic Zero

STEM KTM Comp ST-92A, 7°

BAR KTM Line HB-RB11L,
size 20", 560

GRIP KTM Line VLG-311A

BRAKE Tektro RX6 V-Brake

SHIFTLEV. Shimano Acera M3000-9 Rapidfire

R.DERAILL. Shimano Acera M3000

CRANKSET Lasco Alloy 36/CG 145mm

SPROCKET Shimano HG300-9 12-36

PEDAL VP 570 EN MTB-Pedal

WHEELSET KTM Line 24"
Remerx /Shimano Acera

TIRE F Schwalbe Black Jack 54-507 24x2.1

TIRE R Schwalbe Black Jack 54-507 24x2.1

SADDLE KTM VL-5124

SEATPOST KTM Line SP-DC1K 300/27.2

WEIGHT 10,4 kg without pedal

WILD

SPEED 20.21 U

3x7
SHIMANO
ALTUS

BIKE CATEGORY
2

61 kg
🚲+👤+👤+👤



FRAME Wildspeed 20"
Alloyframe Al6061

FORK Suntour XCT-JR Coil-9QR
20", 1.1/8" steel, 9QR

HEADSET Ritchey OE Logic Zero

STEM KTM Line AS601, 15°

BAR KTM Line HB-RB11L, rize 20", 520

GRIP KTM Line VLG-184-6AD2

BRAKE Tektro J310 V-Bremse

SHIFTLEV. Shimano SL-RS47 Revoshift 3x7

R.DERAILL. Shimano Altus M310

CRANKSET Lasco Alloy 42-32-22/CG 127mm

SPROCKET Shimano HG20-7 12-28

PEDAL VP-570 w/reflector

WHEELSET KTM Line 20"
Remerx /Shimano TX800/ RM30

TIRE F Schwalbe Black Jack 47-406 20x1.9

TIRE R Schwalbe Black Jack 47-406 20x1.9

SADDLE KTM VL-5124

SEATPOST Kalloy SP-359-M10

WEIGHT 10,8 kg without pedal

WILD

CROSS R2R 24.18

3*6
SHIMANO
TV21

DIKE CATEGORY
2

63^{KG}
🚲+👤+📦



FRAME Wild Bee 24"
Alloyframe Al6061

FORK Suntour SF15 M3010-P
24", 1.1/8" steel, 9QR

HEADSET Ritchey DE Logic Zero

STEM KTM Line AS-6028 15"

BAR KTM Line HL Corp MTB152, rize 20", 560

GRIP KTM Line VLG-184-6AD2

BRAKE Tektro 855AL V-Bremse

SHIFTLEV. Shimano SL-RS36R6AP 6-speed

R.DERAILL. Shimano TV21

CRANKSET Lasco alloy 36 140mm

SPROCKET F-TZ206 6 speed 14-28T

PEDAL VP-223 Comfort

WHEELSET KTM Line 24" Remerx /Quando

TIRE F Rubena V75 Skylla 50-507 24x1.9

TIRE R Rubena V75 Skylla 50-507 24x1.9

SADDLE KTM VL-5063

SEATPOST KTM line SP-359

WEIGHT 12,9 kg without pedal

WILD

CROSS R2R 20.12

2*6
SHIMANO
TV21

DIKE CATEGORY
2

62^{KG}
🚲+👤+📦



FRAME Wild Bee 20"
Alloyframe Al6061

FORK Suntour SF15 M3010-P
20", 1.1/8" steel, 9QR

HEADSET 20", 1.1/8" steel, 9QR

STEM Ahead

BAR KTM Line AS-6028 15"
KTM Line HL Corp MTB152, rize 20", 520

GRIP KTM Line VLG-184-6AD2

BRAKE Tektro 837AL V-Bremse

SHIFTLEV. Shimano SL-RS36R6AP 6-speed

R.DERAILL. Shimano TV21

CRANKSET Lasco alloy 36 140mm

SPROCKET F-TZ206 6 speed 14-28T

PEDAL VP-210 City

WHEELSET KTM Line 20" Remerx /Quando - Formula

TIRE F Rubena V75-Skylla 50-406 20x1.90

TIRE R Rubena V75-Skylla 50-406 20x1.90

SADDLE KTM VL-5062

SEATPOST KTM line SP-359

WEIGHT 11,4 kg without pedal

WILD

CROSS 24.18 STREET

3x6
SHIMANO
TY21

BIKE CATEGORY
2

65^{KG}
🚲+👤+📦



FRAME Wild Cross 24"
Alloyframe Al6061
FORK Suntour SF15 M3010-P
HEADSET 24", 1.1/8" steel, 9QR
STEM Ritchey DE Logic Zero
BAR KTM Line AS-6028 15"
KTM Line HL Corp MTB152, rize 20", 560
GRIP KTM Line VLG-184-6AD2
BRAKE Tektro 855AL V-Bremse

SHIFTLEV. Shimano SL-RS36 Revoshift 3x6
R.DERAILL. Shimano TY21
CRANKSET Lasco Alloy 42-32-22/CG 140mm
SPROCKET Shimano TZ20-6 14-28 (Freewheel)
PEDAL VP 223 Comfort
WHEELSET KTM Line 24"
Remerx /Shimano Dynamo C3000 /KT-A11R
TIRE F Rubena V75 - Skylla 50-507 24x1.9
TIRE R Rubena V75 - Skylla 50-507 24x1.9

SADDLE KTM VL-5063
SEATPOST KTM Line SP200 (Kerze)
KICKSTAND KTM Alloy side kickstand
CHAINGUARD ohne
MUDGUARD SKS Velo 55 Junior
CARRIER ohne
LAMP F AXA Pico, LED, 15 Lux, Switch
LAMP R Spanninga Pixeo Streben-Rücklicht
WEIGHT 14,1 kg without pedal

WILD

CROSS 24.18

3x6
SHIMANO
TY21

BIKE CATEGORY
2

63^{KG}
🚲+👤+📦



FRAME Wild Cross 24"
Alloyframe Al6061
FORK Suntour SF15 M3010-P
24", 1.1/8" steel, 9QR
HEADSET Ritchey DE Logic Zero
STEM KTM Line AS-6028 15"
BAR KTM Line HL Corp MTB152, rize 20", 560
GRIP KTM Line VLG-184-6AD2

BRAKE Tektro 855AL V-Bremse
SHIFTLEV. Shimano SL-RS36 Revoshift 3x6
R.DERAILL. Shimano TY21
CRANKSET Lasco Alloy 42-32-22/CG 140mm
SPROCKET Shimano MFTZ-206 14-28
PEDAL VP-223 Comfort
WHEELSET KTM Line 24"
Remerx /Quando

TIRE F Rubena V75 Skylla 50-507 24x1.9
TIRE R Rubena V75 Skylla 50-507 24x1.9
SADDLE KTM VL-5063
SEATPOST Kalloy SP-200 (Kerze)
KICKSTAND KTM Alloy side kickstand
WEIGHT 12,9 kg without pedal



🚲 **Black matt (azzurro)**
799247100 Wild Cross 24.18 MTB 31



🚲 **Stonegrey matt (toxicyellow)**
799247130 Wild Cross 24.18 MTB 31

🚲 **Lightgrey matt (orange+black)**
799246100 Wild Cross 24.18 Street MTB 31

WILD

CROSS 20.12

2x6
SHIMANO
TY21

BIKE CATEGORY
2

62^{KG}
🚲+👤+📦



FRAME Wild Cross 20"
Alloyframe Al6061

FORK Suntour SF15 M3010-P

HEADSET 20", 1.1/8" steel, 9QR

STEM Ahead

BAR KTM Line AS-6028 15"
KTM Line HL Corp MTB152, rize 20", 520

GRIP KTM Line VLG-184-6AD2

BRAKE Tektro 837AL V-Bremse

SHIFTLEV. Shimano SL-RS36 Revoshift 2x6

R.DERAILL. Shimano TY21

CRANKSET Lasco Alloy 42-34/CG 127mm

SPROCKET Shimano MFTZ-206 14-28

PEDAL VP-210 City

WHEELSET KTM Line 20"
Remerx /Quando - Formula

TIRE F Rubena V75-Skylla 50-406 20x1.90

TIRE R Rubena V75-Skylla 50-406 20x1.90

SADDLE KTM VL-5062

SEATPOST Kalloy SP-200 (Kerze)

KICKSTAND KTM Alloy side kickstand

WEIGHT 11,4 kg without pedal

WILD

BEE 24.18

3x6
SHIMANO
TY21

BIKE CATEGORY
2

63^{KG}
🚲+👤+📦



FRAME Wildbee 24"
Alloyframe Al6061, bended toptube

FORK Suntour SF15 M3010-P
24", 1.1/8" steel, 9QR

HEADSET Ritchey DE Logic Zero

STEM KTM Line AS-6028 15"

BAR KTM Line HL Corp MTB152, rize 20", 560

GRIP KTM Line VLG-184-6AD2

BRAKE Tektro 855AL V-Bremse

SHIFTLEV. Shimano SL-RS36 Revoshift 3x6

R.DERAILL. Shimano TY21

CRANKSET Lasco Alloy 42-32-22/CG 140mm

SPROCKET Shimano MFTZ-206 14-28

PEDAL VP-223 Comfort

WHEELSET KTM Line 24"
Remerx /Quando

TIRE F Rubena V75 Skylla 50-507 24x1.9

TIRE R Rubena V75 Skylla 50-507 24x1.9

SADDLE KTM VL-5063

SEATPOST Kalloy SP-200 (Kerze)

KICKSTAND KTM Alloy side kickstand

WEIGHT 12,9 kg without pedal

WILD

BEE 20.12

2x6
SHIMANO
TY21

BIKE CATEGORY
2

62^{KG}
🚲+👤+📦

COUNTRY

STAR 26.21

3x7
SHIMANO
ALTUS

BIKE CATEGORY
2

65^{KG}
🚲+👤+📦



FRAME Wildbee 20"
Alloyframe Al6061, bended toptube

FORK Suntour SF15 M3010-P

HEADSET 20", 1.1/8" steel, 9QR

STEM Ahead

BAR KTM Line AS-6028 15"
KTM Line HL Corp MTB152, rize 20", 520

GRIP KTM Line VLG-184-6AD2

BRAKE Tektro 837AL V-Bremse

SHIFTLEV. Shimano SL-RS36 Revoshift 2x6

R.DERAILL. Shimano TY21

CRANKSET Lasco Alloy 42-34/CG 127mm

SPROCKET Shimano MFTZ-206 14-28

PEDAL VP-210 City

WHEELSET KTM Line 20"
Remerx /Quando - Formula

TIRE F Rubena V75-Skylla 50-406 20x1.90

TIRE R Rubena V75-Skylla 50-406 20x1.90

SADDLE KTM VL-5062

SEATPOST Kalloy SP-200 (Kerze)

KICKSTAND KTM Alloy side kickstand

WEIGHT 11,5 kg without pedal



FRAME Country Star 26"
Alloyframe Al6061

FORK Suntour NEX Coil-9QR
26"-63mm, 1.1/8" steel, 9QR

HEADSET Ritchey DE Logic Zero Press Fit

STEM KTM Line AS-009, 17"

BAR KTM Line HB-KT3, Lowriser 620

GRIP KTM Line VLG-311A

BRAKE Tektro 855V-Brake

SHIFTLEV. Shimano ST-EF51 3x7 EZ-Fire

R.DERAILL. Shimano Altus M310

CRANKSET Shimano TY701 42-34-24/CG 165mm

SPROCKET Shimano TZ31-7 14-34 (Freewheel)

PEDAL VP810 Trekking

WHEELSET KTM Line 26"
Remerx /Shimano Dynamo C3000 /Quando

TIRE F Impac Streetpac 47-556 26x1.75

TIRE R Impac Streetpac 47-556 26x1.75

SADDLE Selle Royal RVS 8020

SEATPOST Kalloy SP-620 300/27.2

KICKSTAND KTM Line Alloy rear kickstand

CHAINGUARD Flinger SW763

MUDGUARD RPZ Trekking 45mm schwarz

CARRIER KTM Alu-Gepäckträger "City"

LAMP F AXA Pico, LED, 15 Lux, Switch

LAMP R Trelock Duo-flat mit Standlichtfunktion

WEIGHT 16,3 kg without pedal



🔪 Dove matt (magenta)

📏 799230200 Country Star 26.21 DA37

📏 799230202 Country Star 26.21 DA42

📏 799230207 Country Star 26.21 DA47



📏 799230403 Country Star 26.21 DA-E43

📏 799230411 Country Star 26.21 DA-E51

🔪 White (magenta)

📏 799250100 Wild Bee 20.12 MTB 27

WILD

ONE 24.18 ATB

3x6
SHIMANO
TY21



BIKE CATEGORY

2

50 KG



FRAME Wild One 24"
Alloyframe Al6061
FORK Suntour M3010 Coil-9QR
24"-50mm, 1.1/8" steel, 9QR
HEADSET Chin Haur CH-919
STEM KTM Line AS-628 A-Head
BAR HL Corp MTB-152 560mm
GRIP KTM Line VLG-184
BRAKE Tektro 855V-Brake

SHIFTLEV. Shimano SL-RS36 Revoshift -3x6
R.DERAILL. Shimano TY21
CRANKSET Lasco Alloy 42-32-22/CG 140mm
SPROCKET Shimano TZ20-6 14-28 (Freewheel)
PEDAL VP 223 Comfort
WHEELSET KTM Line 24"
Remerx /Shimano Dynamo C3000 /Quando
TIRE F Rubena V41 - Walrus 57-507 24x1,75
TIRE R Rubena V41 - Walrus 57-507 24x1,75

SADDLE KTM VL-5063
SEATPOST KTM Line SP200 (Kerze)
KICKSTAND KTM Alloy side kickstand
CHAINGUARD ohne
MUDGUARD RPZ Trekking 55mm schwarz
CARRIER KTM Gepäckträger "Kid"
LAMP F AXA Pico, LED, 15 Lux, Switch
LAMP R Trelock Duo-flat mit Standlichtfunktion
WEIGHT 14,6 kg without pedal

WILD

ONE 20.6 ATB

1x6
SHIMANO
TY21



BIKE CATEGORY

2

63 KG



FRAME Wild One 20"
Alloyframe Al6061
FORK Suntour M3010 Coil-9QR
20"-50mm, 1.1/8" steel, 9QR
HEADSET Chin Haur CH-919
STEM KTM Line AS-628 A-Head
BAR HL Corp MTB-152 520mm
GRIP KTM Line VLG-184
BRAKE Tektro 855V-Brake

SHIFTLEV. Shimano SL-RS36 Revoshift -6
R.DERAILL. Shimano TY21
CRANKSET Lasco Alloy 36/CG 127mm
SPROCKET Shimano TZ20-6 14-28 (Freewheel)
PEDAL VP 223 Comfort
WHEELSET KTM Line 20"
Remerx /Shimano Dynamo C3000 /Formula
TIRE F Rubena V41 - Walrus 47-406 20x1.75
TIRE R Rubena V41 - Walrus 47-406 20x1.75

SADDLE KTM VL-5063
SEATPOST KTM Line SP200 (Kerze)
KICKSTAND KTM Alloy side kickstand
CHAINGUARD ohne
MUDGUARD RPZ Trekking 55mm schwarz
CARRIER KTM Gepäckträger "Kid"
LAMP F AXA Pico, LED, 15 Lux, Switch
LAMP R Trelock Duo-flat mit Standlichtfunktion
WEIGHT 12,6 kg without pedal



Black matt (orange)
799251100 Wild One 24.18 ATB 31



Black matt (orange)
799252100 Wild One 20.6 ATB 29

WILDCAT

24.18 ATB

3x6
SHIMANO
TY21

BIKE CATEGORY
2

64^{KG}
🚲+👤+📦



FRAME Wild Cat 24"
Alloyframe Al6061

FORK RIGID steel 24"
24", 1.1/8" steel, 9QR

STEM HL Corp HA-C4-5

BAR HL Corp MTB-152TP

BRAKE Tektro 855V-Brake

SHIFTLEV. Shimano SL-RS36 Revoshift -3x6

R.DERAILL. Shimano TY21

CRANKSET Lasco Alloy 42-32-22/CG 140mm

SPROCKET Shimano TZ20-6 14-28 (Freewheel)

PEDAL VP 223 Comfort

WHEELSET KTM Line 24"
Remerx /Shimano Dynamo C3000 /Quando

TIRE F Rubena V41 - Walrus 47-507 24x1.75

TIRE R Rubena V41 - Walrus 47-507 24x1.75

SADDLE KTM VL-5063

SEATPOST KTM Line SP200 (Kerze)

KICKSTAND KTM Alloy side kickstand

CHAINGUARD ohne

MUDGUARD RPZ Trekking 55mm schwarz

CARRIER KTM Gepäckträger "Kid"

LAMP F AXA Pico. LED, 15 Lux, Switch

LAMP R Trelock Duo-flat mit Standlichtfunktion

WEIGHT 13,9 kg without pedal

WILDCAT

20.6 ATB

1x6
SHIMANO
TY21

BIKE CATEGORY
2

62^{KG}
🚲+👤+📦



FRAME Wild Cat 20"
Alloyframe Al6061

FORK RIGID steel 20"
20", 1.1/8" steel, 9QR

STEM HL Corp HA-C4-5

BAR HL Corp MTB-152TP

BRAKE Tektro 855V-Brake

SHIFTLEV. Shimano SL-RS36 Revoshift -6

R.DERAILL. Shimano TY21

CRANKSET Lasco Alloy 36/CG 127mm

SPROCKET Shimano TZ20-6 14-28 (Freewheel)

PEDAL VP-210 City

WHEELSET KTM Line 20"
Remerx /Shimano Dynamo C3000 /Formula

TIRE F Rubena V41 - Walrus 47-406 20x1.75

TIRE R Rubena V41 - Walrus 47-406 20x1.75

SADDLE KTM VL-5062

SEATPOST KTM Line SP200 (Kerze)

KICKSTAND KTM Alloy side kickstand

CHAINGUARD Hermanns KS38

MUDGUARD RPZ Trekking 55mm schwarz

CARRIER KTM Gepäckträger "Kid"

LAMP F AXA Pico. LED, 15 Lux, Switch

LAMP R Trelock Duo-flat mit Standlichtfunktion

WEIGHT 12 kg without pedal

KID

1.12 UNI



12"
FRAME



BIKE CATEGORY



44 KG



ITEM NO. 302810xxx
COLOUR Uni white (orange+blue)
FRAME 12"x205mm ALLOY
FORK Rigide STEEL 12"x172mm
BAR KTM ALLOY, 480mm, RISE 60mm x 10DEG

STEM KTM ALLOY 60mm
BRAKE ALLOY V-BRAKE
BRAKELEVER 3 FINGER KID ALLOY
CRANKSET Single 28T, 102mm, FULL CHAINGUARD

WHEELSET KTM Line ALLOY 12"
TIRE KENDA MTB 12x1/2"x2-1/4"
MUDGUARD Front & Rear Plastic
WEIGHT 8,5 kg with pedal

KID

1.16 GIRL



16"
FRAME



BIKE CATEGORY



45 KG



ITEM NO. 302800xxx
COLOUR White (berry)
FRAME 16"x220mm ALLOY
FORK Rigide STEEL 16"x179mm
BAR KTM ALLOY 60mm

STEM KTM ALLOY, 480mm, RISE 60mm x 10DEG,
BRAKE ALLOY V-BRAKE
BRAKELEVER 3 FINGER KID ALLOY
CRANKSET Single 28T, 102mm, FULL CHAINGUARD

WHEELSET KTM Line ALLOY 12"
TIRE KENDA MTB 16x1.75
MUDGUARD Front & Rear Plastic
WEIGHT 9,5 kg with pedal

KID

1.12 BOY



12"
FRAME



BIKE CATEGORY



44 KG



ITEM NO. 302812xxx
COLOUR Black (orange)
FRAME 12"x205mm ALLOY
FORK Rigide STEEL 12"x172mm
BAR KTM ALLOY, 480mm, RISE 60mm x 10DEG

STEM KTM ALLOY 60mm
BRAKE ALLOY V-BRAKE
BRAKELEVER 3 FINGER KID ALLOY
CRANKSET Single 28T, 102mm, FULL CHAINGUARD

WHEELSET KTM Line ALLOY 12"
TIRE KENDA MTB 12x1/2"x2-1/4"
MUDGUARD Front & Rear Plastic
WEIGHT 8,5 kg with pedal

KID

1.16 BOY



16"
FRAME



BIKE CATEGORY



45 KG



ITEM NO. 302802xxx
COLOUR Orange (black+blue)
FRAME 16"x220mm ALLOY
FORK Rigide STEEL 16"x179mm
BAR KTM ALLOY 60mm

STEM KTM ALLOY, 480mm, RISE 60mm x 10DEG,
BRAKE ALLOY V-BRAKE
BRAKELEVER 3 FINGER KID ALLOY
CRANKSET Single 28T, 102mm, FULL CHAINGUARD

WHEELSET KTM Line ALLOY 12"
TIRE KENDA MTB 16x1.75
MUDGUARD Front & Rear Plastic
WEIGHT 9,5 kg with pedal

BESTIMMUNGSGEMÄSSER

GEBRAUCH

INTENDED USE

Fahrradrahmen und die dazu gehörigen Komponenten werden generell für unterschiedliche Einsatzzwecke und Nutzungsarten konzipiert. Jeder Fahrradtyp ist dabei für einen bestimmten Einsatzzweck bestimmt. KTM stellt viele Kategorien von Mountainbikes, Straßen-, Renn- und Cyclocrossrädern, Trekking-, Touren-, Lasten- und Reiserädern sowie Kinder- und Jugendrädern her.

Wird bei der Nutzung des Fahrrades die Belastungsgrenze überschritten, so können das Fahrrad bzw. die dazu gehörigen Komponenten beschädigt werden. Falls dies der Fall ist, können Komponenten aufgrund von Vorschäden bereits bei einer viel geringeren Belastung versagen. Aus diesem Grund ist es wichtig, das Fahrrad entsprechend dem Einsatzzweck zu nutzen. Für Schäden, die aus der Nichteinhaltung der jeweiligen Belastungsgrenzen resultieren, bzw. welche aus Fehlgebrauch des Fahrrades stammen, haften Hersteller und Fachhändler nicht. Um die langfristige Sicherheit Ihres erworbenen Produkts auf Dauer gewährleisten zu können, ist die Einhaltung der vom Hersteller in der Gebrauchsanweisung vorgeschriebenen Betriebs-, Wartungs- und Instandhaltungsvorgaben zwingend erforderlich.

Machen Sie sich dazu vor allem mit den Kapiteln „Wartungs- und Pflegeintervalle“ und „Gewährleistung und Garantie“ der Bedienungsanleitung vertraut.

Im nachstehenden Abschnitt werden unterschiedliche Kategorien definiert, welche sämtliche Einsatzzwecke und Belastungsgrenzen berücksichtigen.

Ergänzend zu diesem Abschnitt empfehlen wir Ihnen, die Anleitungen der Komponentenhersteller bezüglich Informationen über bestimmungsgemäßen Gebrauch heranzuziehen.

Bicycle frames and the pertinent components are designed for various functions and types of use. Each type of bicycle is designed with a specific use in mind. KTM manufactures a whole host of categories of mountain bikes, road bicycles, racing bikes and cyclo-cross bikes, trekking bikes, touring bikes, cargo bicycles and expedition bikes as well as bicycles for children and youngsters.

If the maximum load is exceeded while using the bike, the bicycle and its components may be damaged. If your bicycle is damaged, it may fail even when placed under a lesser degree of further stress due to preliminary damage. Therefore, please make sure to use the bicycle only for its intended purpose. The manufacturer and specialist dealer do not accept liability for damage resulting from non-observance of the respective maximum load or from improper use of the bicycle. In order to ensure the long-term safety of your purchased product, observing the operating, maintenance and servicing instructions contained in the manufacturer's operating manual is obligatory.

In particular, please familiarize yourself with the chapters "Maintenance and Service Intervals" and "Warranty" of the user manual.

The following section defines various categories which specify all types of intended use and maximum load levels. In addition, we recommend consulting the component manufacturers' instructions relating to proper use.

KATEGORISIERUNG

FAHRRAD

CATEGORIZATION BICYCLE

Die KTM Fahrrad GmbH gibt die Kategorien 0-5 vor, welche sich vor allem in Ihren Einsatzzwecken deutlich voneinander unterscheiden. Die verschiedenen Kategorien sind auf den nachfolgenden Seiten beschrieben.

Die zutreffende Kategorie ist direkt am Fahrrad, im Bereich des Unterrohrs, in Form eines Aufklebers (Abb. 4) vermerkt. Bitte gleichen Sie die jeweilige Kategorie mit dieser Anleitung ab und informieren Sie sich genau über die für Ihr Fahrrad zutreffenden Einsatzzwecke bzw. Belastungsgrenzen.

Zusätzlich informiert ein ISO-Sticker (Abb. 5) am Sattelrohr über sämtliche relevanten Daten Ihres Fahrrades:

KTM Fahrrad GmbH specifies Categories 0-5, which are clearly distinguished from one another primarily by their intended purpose. The different categories are described on the following pages.

A label is positioned on the bicycle's down tube area (fig. 4), indicating the respective category. Please refer to the respective section of these instructions to find out about the intended use and maximum load applicable to your bicycle.

Furthermore, you will find all the relevant data relating to your bicycle on the ISO label (fig. 5), which is positioned on the saddle tube.



Abb. 4 Symbolabbildung „Kategorie-Aufkleber“
Fig. 4 illustration "category label"



Abb. 5 Symbolabbildung „ISO-Sticker“
Fig. 5 illustration "ISO label"

Zeile 1-3: Name und Anschrift des Herstellers des Fahrrades.

Zeile 4: Modellbezeichnung inkl. spezifischer Baugruppennummer.

Zeile 5: ISO 4210-2: Fahrräder – Sicherheitstechnische Anforderungen an Fahrräder.

Zeile 6: Höchstzulässiges Gesamtgewicht des jeweiligen Fahrradmodells: Das höchstzulässige Gesamtgewicht des jeweiligen Fahrradmodells stellt die Summe aus Fahrradgewicht + Fahrer + Zuladung dar und darf keinesfalls überschritten werden.

Line 1-3: Name and address of the bike manufacturer.

Line 4: Model designation including specific assembly number.

Line 5: ISO 4210-2: Bicycles - safety-related requirements for bicycles.

Line 6: Permissible total weight of the respective bicycle model: The maximum permissible weight of the respective e-bike model, consisting of bicycle weight + cyclist + additional luggage, must not be exceeded.

Detaillierte Informationen zum bestimmungsgemäßen Gebrauch kann Ihnen Ihr KTM-Fachhändler geben.

For detailed information on proper use, please consult your KTM specialist dealer.

KATEGORIE 0



FAHRRAD-TYPEN

Kinderfahrräder

TYPE OF BICYCLE

Children's bikes

CHARAKTERISTIK DER KATEGORIE 0

Diese Fahrräder sind ausschließlich für Kinder gedacht. Fahrräder der Kategorie 0 dürfen keinesfalls von Jugendlichen oder Erwachsenen verwendet werden. Kinder dürfen niemals ohne Aufsicht Rad fahren. Außerdem sollten Kinder stets abseits von Straßenverkehr und anderen Gefahren oder Hindernissen und angepasst an ihre Fertigkeiten fahren.

FEATURES OF CATEGORY 0

These bikes are intended exclusively for children. Category 0 bicycles must not be used by youngsters or adults. Children should always be under the supervision of an adult while riding the bike. Furthermore, children should always cycle well away from road traffic and other dangers or obstacles and in accordance with their individual skills.

ERLAUBTER EINSATZ

Die Verwendung von Fahrrädern aus der Kategorie 0 ist nur unter elterlicher Aufsicht gestattet.

PERMITTED USE

The use of Category 0 bicycles is only allowed under the supervision of an adult.

NICHT ERLAUBTER EINSATZ

Kinder dürfen nicht in der Nähe von Gefällen, Bordsteinen, Treppen, Geländeabbrüchen, Kanaldeckeln sowie auf Wegen, die von Kraftfahrzeugen genutzt werden, Fahrrad fahren.

NOT PERMITTED FOR USE


Children must not ride their bike in the vicinity of downward slopes, kerbstones, stairs, precipices, manhole covers as well as on paths used by motor vehicles.

WISSENSWERTES

Die maximal einstellbare Sattelhöhe (siehe Kapitel „Anpassungen am Fahrrad“) darf nicht weniger als 435mm betragen sowie 635mm nicht übersteigen. Die Sattelhöhe stellt den senkrechten Abstand zwischen Boden und Oberkante des Sattels dar (Abb. 6).

FURTHER INFORMATION

The maximum adjustable saddle height (see chapter "Adjusting Your Bicycle") must not be less than 435 mm, while not exceeding 635 mm. The saddle height is the vertical distance between floor and top edge of the saddle (fig. 3).



KATEGORIE 1



FAHRRAD-TYPEN

Road Race, Time Trial, Triathlon

TYPE OF BICYCLE

Road Race, Time Trial, Triathlon

CHARAKTERISTIK DER KATEGORIE 1

Hierbei handelt es sich um die Kategorie von Fahrrädern, welche für den Einsatz auf gepflasterten Straßen oder glatten Fahrbahnen ausgelegt sind. Der Kontakt zwischen Reifen und Fahrbahn kann dabei unbeabsichtigt verloren gehen.

FEATURES OF CATEGORY 1

This category refers to bicycles that are designed to be ridden on paved or smooth roads. The tyres may unintentionally lose contact with the road.

ERLAUBTER EINSATZ

Ausschließlich für den Einsatz auf asphaltierten Straßen.

PERMITTED USE

Only for use on paved roads.

NICHT ERLAUBTER EINSATZ

Für Offroad und Einsatz mit Gepäckträger oder Fahrradtaschen nicht geeignet.

NOT PERMITTED FOR USE

Not suitable for off-road use in combination with luggage rack or panniers.

WISSENSWERTES

Länderspezifisch kann es möglich sein, dass zum legalen Einsatz auf öffentlichen Straßen eine Nachrüstung mit Scheinwerfer, Reflektoren, Schutzblechen etc. nötig ist, um den nationalen Gesetzen zu entsprechen. Die für Trainingszwecke oder Wettkämpfe erforderliche sicherheitstechnische Ausstattung des Fahrrades aus Kategorie 1 wird mitgeliefert und muss vom Benutzer oder Fachmann regelmäßig überprüft und – falls erforderlich – instandgesetzt werden. Bei Schäden, welche aus der Benutzung des Rennrades im Gelände, aus Überladung und aus nicht ordnungsgemäßer Beseitigung von Mängeln resultieren, haften Hersteller und Fachhändler nicht.

FURTHER INFORMATION

In some countries it may be necessary to retrofit the bicycle with head lights, reflectors, mudguards, etc. in order to use the bike on public roads in compliance with the national legislation. The Category 1 bicycle comes with the safety-related equipment required for training purposes or competitions. This equipment must be checked and if necessary repaired by the user or a trained specialist at regular intervals. The manufacturer and specialist dealer do not accept any liability for damage resulting from off-road cycling, overloading or incorrect remedy of defects.

KATEGORIE 2



FAHRRAD-TYPEN

City, Trekking Onroad, Trekking Offroad, Cyclocross, Mountainbike Casual

TYPE OF BICYCLE

City, Trekking On-road, Trekking Off-road, Cyclocross, Mountain bike casual

CHARAKTERISTIK DER KATEGORIE 2

Hierbei handelt es sich um die Kategorie von Fahrrädern, welche den Einsatzzweck der Kategorie 1 und zusätzlich ungepflasterte Landstraßen und Schotterwege sowie Strecken mit mäßiger Steigung / Gefälle umfasst. Kontakt mit unebenen Untergrund ist möglich. Die Reifen können dadurch den Bodenkontakt verlieren. Sprünge dürfen eine Höhe von 15 cm nicht überschreiten.

FEATURES OF CATEGORY 2

This category refers to bicycles that can be used on unpaved roads and gravel paths as well as trails with moderate inclines / slopes in addition to the intended use of Category 1. Contact with uneven ground poses no problems. Tyres may lose contact with the road. Jumps must not exceed a height of 15 cm.

ERLAUBTER EINSATZ

Für asphaltierte Straßen, gut befestigte Schotterwege sowie Fahrradwege.

PERMITTED USE

For paved roads, hard-surface gravel paths as well as cycle paths.

NICHT ERLAUBTER EINSATZ

Für den darüber hinaus gehenden Offroad-Einsatz sowie die Verwendung als Mountainbike bzw. für die Durchführung diverser Freestyle-Tricks nicht geeignet. Manche dieser Räder verfügen zwar über Federungssysteme, diese dienen jedoch lediglich dem Komfort, nicht aber der Geländetauglichkeit.

NOT PERMITTED FOR USE

Not suitable for off-road use that goes beyond the intended purpose. Furthermore, it should not be used as mountain bike or for freestyle tricks. Some of these bikes comprise suspension systems that enhance comfort, but do not increase off-road capability.

WISSENSWERTES

Fahrräder dieser Kategorie entsprechen bis auf Ausnahmen auf Grund ihrer Konzeption und Ausstattung, wie aktive (Rücklicht, Scheinwerfer) und passive (Reflektoren) Beleuchtungseinrichtungen, den gesetzlichen Anforderungen des Straßenverkehrs. Zudem ist die Nutzung auch auf für den Fahrradverkehr freigegebenen Feld- und Waldwegen gestattet. Die für diesen Einsatzzweck erforderliche sicherheitstechnische Ausstattung wurde mitgeliefert und muss vom Benutzer oder Fachmann regelmäßig überprüft und – falls erforderlich – instandgesetzt werden.

FURTHER INFORMATION

Although there are some exceptions, Category 2 bicycles comply with the legal requirements for participation in road traffic thanks to their design and equipment such as active (rear light, head light) and passive (reflectors) lighting systems. On top of this, these bikes can also be used on unpaved field and forest trails where bicycles are allowed. Category 2 bikes come with the safety-related equipment required for this type of use. This equipment must be checked and if necessary repaired by the user or a trained specialist at regular intervals.

Einige Fahrräder dieser Kategorie entsprechen allerdings nicht den gesetzlichen Anforderungen des Straßenverkehrs und sind somit als Sportgeräte anzusehen. Falls Ihr Fahrrad nicht mit aktiven (Rücklicht, Scheinwerfer) und passiven (Reflektoren) Beleuchtungseinrichtungen ausgestattet ist, sind diese vor der Nutzung auf öffentlichen Straßen mit Komponenten, entsprechend der jeweiligen nationalen Gesetze und Vorschriften nachzurüsten.

However, some bicycles of this category do not comply with the legal requirements for road traffic and must therefore be regarded as sports equipment. Bicycles that do not comprise active (rear light, head light) and passive (reflectors) lighting systems need to be retrofitted with components compliant with the respective national legislation and regulations prior to usage on public roads.

KATEGORIE 3



FAHRRAD-TYPEN

Mountainbike: Cross Country, Marathon, Tour

TYPE OF BICYCLE

Mountain bike: Cross Country, Marathon, Tour

CHARAKTERISTIK DER KATEGORIE 3

Hierbei handelt es sich um die Kategorie von Fahrrädern, welche den Einsatzzweck der Kategorien 1 und 2 beinhaltet. Zusätzlich umfasst diese Kategorie unerschlossene Strecken sowie technische Bereiche. Sprünge bis zu 60 cm sind hier inbegriffen.

FEATURES OF CATEGORY 3

This category refers to bicycles encompassing the intended use described in Categories 1 and 2. In addition, this category is suitable for undeveloped terrain as well as technical applications. Jumps up to a height of 60 cm are included in this field of use.

ERLAUBTER EINSATZ

Von leichtem bis hin zu anspruchsvollem Gelände (kleine Hindernisse, wie Wurzeln, Steine und Rinnen auf losem sowie festem Untergrund), während Cross-Country- oder Wettkampfeinsätzen. Cross-Country-, Marathon- und Tour-Komponenten (Reifen, Federung, Rahmen, Antrieb) verfügen über geringes Gewicht und sind für Wendigkeit und Geschwindigkeit ausgelegt.

PERMITTED USE

Ranging from easy to challenging terrain (small obstacles such as roots, stones and trenches on loose as well as solid ground), for cross-country use or competitions. Cross-country, marathon and tour components (tyres, suspension, frame, drive unit) are lightweight and are particularly designed for excellent manoeuvrability and speed.

NICHT ERLAUBTER EINSATZ

Für alle extremen Formen des Fahrens bzw. Springens wie z.B. Freeriding, Enduro, Downhill, Freestyle-Tricks u.dgl. nicht geeignet.

NOT PERMITTED FOR USE

Not suitable for extreme forms of riding or jumping such as freeriding, enduro, downhill, freestyle tricks, etc.

WISSENSWERTES

Diese Fahrräder sind aufgrund ihrer Konzeption und Ausstattung nicht dazu bestimmt, auf öffentlichen Straßen eingesetzt zu werden. Vor der Nutzung auf öffentlichen Straßen muss das Rad, entsprechend der jeweiligen nationalen Gesetze und Vorschriften, mit Beleuchtung, Schutzblech etc. nachgerüstet werden. Die für den Einsatz im Gelände erforderliche sicherheitstechnische Ausstattung wird mitgeliefert und muss vom Benutzer oder Fachmann regelmäßig überprüft und – falls erforderlich – instandgesetzt werden. Cross-Country-, Marathon- und Tour-Mountainbikes sind leichter, bergauf schneller und wendiger als All Mountain-, Trail- und Enduro-Mountainbikes. Antriebseffizienz und Klettereigenschaften werden bei Fahrrädern der Kategorie 3 über Robustheit gesetzt.

FURTHER INFORMATION

Due to their special design and equipment, these bicycles are not intended for use on public roads. Prior to cycling on public roads, the bicycle must be retrofitted with lighting, mudguard, etc. in compliance with the applicable national legislation and regulations. Category 3 bikes come with the safety-related equipment required for off-road usage. This equipment must be checked and if necessary repaired by the user or a trained specialist at regular intervals. Cross-country, marathon and tour bikes are more lightweight, faster going uphill and boast better manoeuvrability than all-mountain bikes, trail and enduro mountain bikes. With Category 3 bikes, propulsion efficiency and climbing capabilities are given priority over sturdiness.

KATEGORIE 4



FAHRRAD-TYPEN

Mountainbike: Trail, All Mountain, Enduro

CHARAKTERISTIK DER KATEGORIE 4

Hierbei handelt es sich um die Kategorie von Fahrrädern, welche den Einsatzzweck der Kategorien 1, 2 und 3 beinhaltet. Darüber hinaus umfasst diese Kategorie eingeschränkten Downhill-Einsatz. Downhills dürfen bis zu einer Geschwindigkeit von 40 km/h ausgeübt werden, solange Sprünge eine Höhe von 120 cm nicht überschreiten. Der Einsatz eines Fahrrades unter diesen Bedingungen ist stark von der Erfahrung und den Fähigkeiten des Fahrers abhängig.

ERLAUBTER EINSATZ

Fahrräder aus dieser Kategorie sind robuster und solider gebaut als Cross-Country-, Marathon- oder Tour-Mountainbikes. Auf Grund des höheren Federwegs kann anspruchsvolleres Gelände mit größeren Hindernissen und Sprüngen bewältigt werden. Fahrräder aus dieser Kategorie decken einen großen Einsatzbereich ab.

NICHT ERLAUBTER EINSATZ

Einsatzgebiete, die den genannten Verwendungszweck überschreiten.

WISSENSWERTES

Diese Fahrräder sind aufgrund ihrer Konzeption und Ausstattung nicht dazu bestimmt, auf öffentlichen Straßen eingesetzt zu werden. Vor der Nutzung auf öffentlichen Straßen muss das Rad, entsprechend der jeweiligen nationalen Gesetze und Vorschriften, mit Beleuchtung, Schutzblech etc. nachgerüstet werden. Die für den Einsatz im Gelände erforderliche sicherheitstechnische Ausstattung wird mitgeliefert und muss vom Benutzer oder Fachmann regelmäßig überprüft und – falls erforderlich – instandgesetzt werden.

Da diese Kategorie eine Vielzahl von Einsatzgebieten abdeckt, ist es unerlässlich, die Grenzen des Einsatzzwecks dieser Räder zu kennen.

TYPE OF BICYCLE

Mountain bike: Trail, All Mountain, Enduro

FEATURES OF CATEGORY 4

This category refers to bicycles encompassing the intended use of Categories 1, 2 and 3. In addition, this category is suitable for limited downhill use. Downhill rides are possible up to a speed of 40 km/h as long as the jumps do not exceed a height of 120 cm. Riding a bicycle under these conditions depends heavily on the rider's experience and capabilities.

PERMITTED USE

Category 4 bicycles have a particularly sturdy and solid construction compared to cross-country, marathon or tour mountain bikes. Due to the longer suspension travel, it is possible to tackle bigger obstacles and jumps. Bicycles of this category cover a broad range of applications.

NOT PERMITTED FOR USE

Fields of use which go beyond the mentioned intended purpose.

FURTHER INFORMATION

Due to their special design and equipment, these bicycles are not intended for use on public roads. Prior to cycling on public roads, the bicycle must be retrofitted with lighting, mudguard, etc. in compliance with the applicable national legislation and regulations. Category 4 bikes come with the safety-related equipment required for off-road usage. This equipment must be checked and if necessary repaired by the user or a trained specialist at regular intervals.

As this category covers a wide range of applications, it is vital to know the limits of the intended purpose for these bicycles.

KATEGORIE 5



FAHRRAD-TYPEN

Fahrradtypen Mountainbike: Gravity, Freeride, Downhill

CHARAKTERISTIK DER KATEGORIE 5

Hierbei handelt es sich um die Kategorie von Fahrrädern, welche den Einsatzzweck der Kategorien 1, 2, 3 und 4 beinhaltet. Die Fahrräder sind zudem für Sprünge jeder Art bei darauffolgender Landung im abschüssigen Geländebereich sowie Geschwindigkeiten über 40 km/h ausgelegt. Die Verwendung in groben, unwegsamem Gelände ist ebenfalls erlaubt. Der Einsatz eines Fahrrades unter diesen Bedingungen ist stark von der Erfahrung und den Fähigkeiten des Fahrers abhängig.

ERLAUBTER EINSATZ

Fahrräder für den oben genannten Einsatzzweck ermöglichen das Fahren in selektivem Gelände. Gravity-, Freeride-, und Downhill-Bikes sind äußerst robust gebaut und bieten sehr viel Federweg um Hindernisse bestmöglich bewältigen zu können. Aufgrund der hohen Belastung ist ein besonders pfleglicher und sorgsamer Umgang mit den Komponenten von Nöten.

NICHT ERLAUBTER EINSATZ

Verwendung über den persönlichen Grenzbereich. Lassen Sie daher vernünftige Selbsteinschätzung walten.

WISSENSWERTES

Diese Fahrräder sind aufgrund ihrer Konzeption und Ausstattung nicht dazu bestimmt, auf öffentlichen Straßen eingesetzt zu werden. Vor der Nutzung auf öffentlichen Straßen muss das Rad, entsprechend der jeweiligen nationalen Gesetze und Vorschriften, mit Beleuchtung, Schutzblech etc. nachgerüstet werden. Die für den Einsatz im Gelände erforderliche sicherheitstechnische Ausstattung wird mitgeliefert und muss vom Benutzer oder Fachmann regelmäßig überprüft und – falls erforderlich – instandgesetzt werden. Wenn Sie beabsichtigen, im Gelände zu fahren, welches dieser Kategorie entspricht, sollten Sie geeignete Sicherheitsmaßnahmen, wie beispielsweise häufigere Wartungsintervalle, ergreifen. Legen Sie großen Wert auf persönliche Sicherheitsausrüstung, wie z.B. einen geeigneten Helm und Protektoren. Bitte beachten Sie, dass Fehleinschätzung oder das Überschätzen der eigenen Fähigkeiten in dieser Kategorie schnell zu einem Unfall mit schweren Verletzungen oder gar Todesfolge führen kann.

TYPE OF BICYCLE

Mountain bike: Gravity, Freeride, Downhill

FEATURES OF CATEGORY 5

This category refers to bicycles encompassing the intended use of Categories 1, 2, 3 and 4. Furthermore, these bicycles are ideally suited for any kind of jumps with subsequent landing on sloping terrain as well as speeds up to 40 km/h. They can also be used in rough and difficult terrain. Riding a bicycle under these conditions depends heavily on the rider's experience and capabilities.

PERMITTED USE

Bicycles with the aforementioned intended use allow for riding in selective terrain. Gravity, freeride and downhill bikes have an extremely sturdy design and provide long suspension travel in order to successfully tackle obstacles. Due to the high stress, please make sure that you take good care of the components.

NOT PERMITTED FOR USE

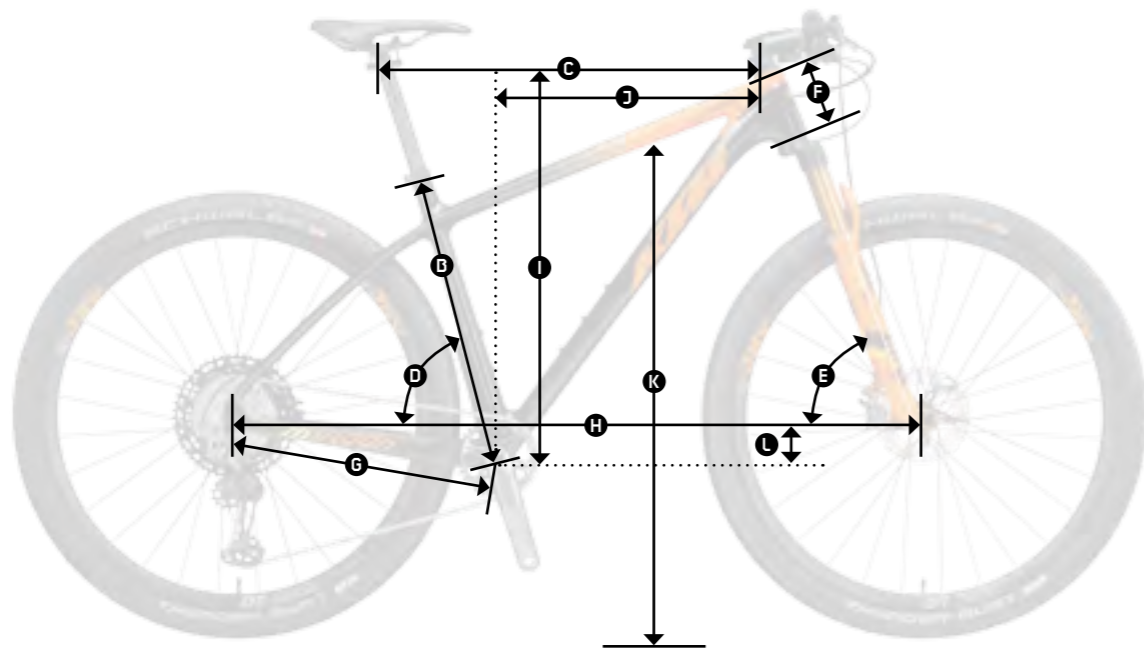
Usage beyond your personal capabilities. Therefore, knowing your capabilities and limitations is essential.

FURTHER INFORMATION

Due to their special design and equipment, these bicycles are not intended for use on public roads. Prior to cycling on public roads, the bicycle must be retrofitted with lighting, mudguard, etc. in compliance with the applicable national legislation and regulations. Category 4 bikes come with the safety-related equipment required for off-road usage. This equipment must be checked and if necessary repaired by the user or a trained specialist at regular intervals. If you intend to go off-road in terrain for which this category is suitable, you should take appropriate safety measures such as adhering to frequent maintenance intervals. Please attach the utmost importance to wearing safety equipment such as a suitable helmet and protectors. Bear in mind that misjudging or overestimating your own riding abilities in this category may easily result in accidents causing serious injuries or, at worst, death.

MTB

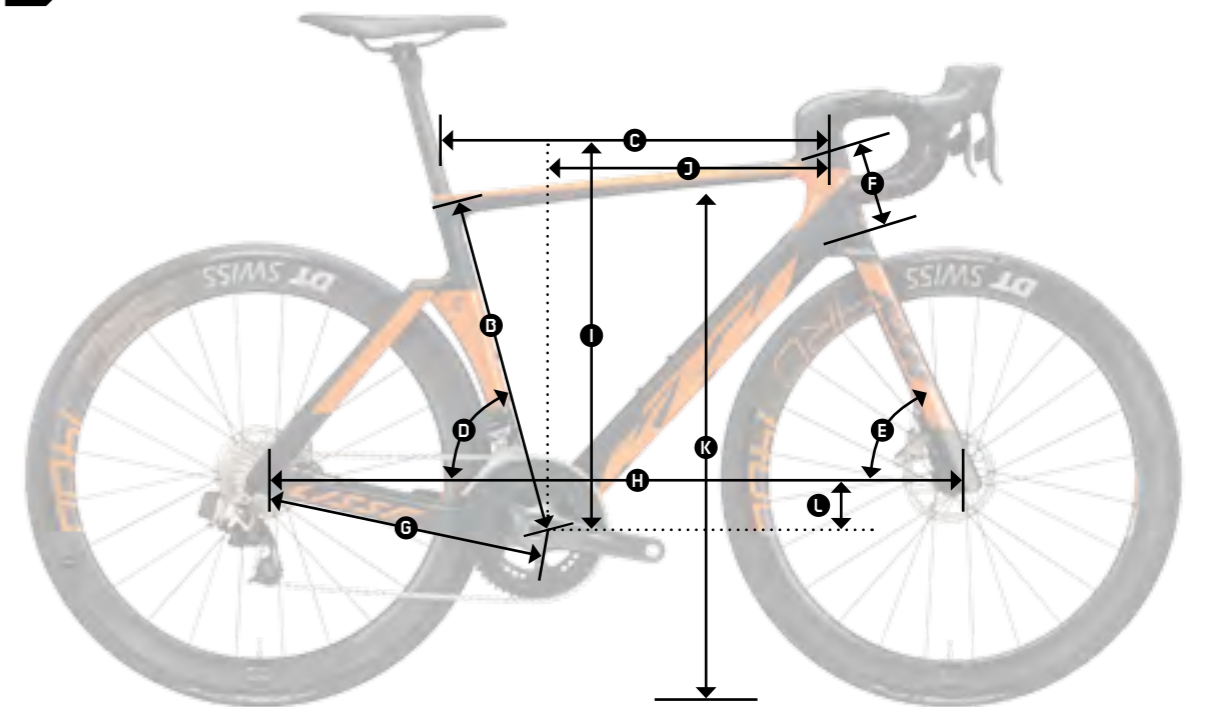
- A** Größe in cm
Size in cm
- A** Größe
Size
- A** Größe in Zoll
Size in inch
- B** Sitzrohrlänge
Seat tube length
- C** Oberrohrlänge
Touptube length
- D** Sitzwinkel
Seat angle
- E** Lenkwinkel
Head angle
- F** Steuerrohrlänge
Head tube length
- G** Kettentretlagerlänge
Chainstay length
- H** Radstand
Wheelbase
- I** Stack
Stack
- J** Reach
Reach
- K** Überstandshöhe
Standover height
- L** Tretlagerabsenkung
BB drop



	A	A	A	B	C	D	E	F	G	H	I	J	K	L
SCARP 29"	43	S	17	430	600	74,5°/72,7°	70,0°	105	441	1129	603	433	774/775	45
	48	M	19	480	620	74,5°/72,9°	70,0°	115	441	1149	612	450	774/772	45
	53	L	21	530	640	74,5°/73,0°	70,0°	125	441	1170	621	468	779/771	45
PROWLER 29"	43	S	17	430	590	76,5°(71°)	66,5°	90	436	1186	606	445	805	30
	48	M	19	450	610	76,5°(71,5°)	66,5°	105	436	1209	620	461	805	30
	53	L	21	480	640	76,5°(72°)	66,5°	120	436	1241	634	488	805	30
MYROON 29"	38	XS	15	380	580	74,5°/73,0°	71,0°	95	430	1074	599	414	761	70
	43	S	17	430	600	74,5°/73,0°	71,0°	105	430	1095	608	431	772	70
	48	M	19	480	620	74,5°/73,0°	71,0°	115	430	1116	618	449	803	70
	53	L	21	530	640	74,5°/73,0°	71,0°	125	430	1136	627	466	832	70
ULTRA 29"	38	XS	15	380	565	75,0°	71,0°	95	445	1080	899	405	733	70
	43	S	17	430	585	75,0°	71,0°	110	445	1101	613	421	759	70
	48	M	19	480	605	75,0°	71,0°	125	445	1122	627	437	789	70
	53	L	21	530	625	75,0°	71,0°	140	445	1143	642	453	820	70
	57	XL	22,5	570	645	75,0°	71,0°	160	445	1165	660	468	849	70
ULTRA 27"	38	XS	15	380	565	74,0°	70,0°	110	435	1088	579	399	724	50
	43	S	17	430	585	74,0°	70,0°	125	435	1089	593	415	750	50
	48	M	19	480	605	74,0°	70,0°	140	435	1110	607	431	780	50
	53	L	21	530	625	74,0°	70,0°	160	435	1132	626	446	813	50
CHICAGO 29"	38	XS	15	400	570	73,0°	70,5°	120	455	1070	616	381	782	62
	43	S	17	430	589	73,0°	70,5°	120	455	1090	617	401	791	62
	48	M	19	480	607	73,0°	71,0°	125	455	1102	623	416	818	62
	53	L	21	530	626	73,0°	71,0°	137	455	1122	634	432	847	62
	57	XL	22,5	570	643	73,0°	71,0°	150	455	1139	647	445	872	62
CHICAGO 27"	36	XS	14	380	554	73,0°	70,0°	120	435	1046	589	374	751	47
	43	S	17	430	575	73,0°	70,0°	125	435	1067	593	393	776	47
	48	M	19	480	594	73,0°	70,0°	137	435	1087	605	409	805	47
	53	L	21	530	612	73,0°	70,0°	150	435	1105	617	423	835	47
PEGGY SUE 27" / MARY JANE 27" / PENNY LANE 27"	35	XS	13,5	350	547	72,0°	70,0°	125	435	1018	597	353	682	47
	42	S	16,5	420	559	72,0°	71,0°	137	435	1030	611	361	723	47
	47	M	18,5	470	590	72,0°	71,0°	155	435	1061	625	387	748	47
	52	L	20,5	520	596	72,0°	71,0°	160	435	1065	636	390	793	47

ROAD

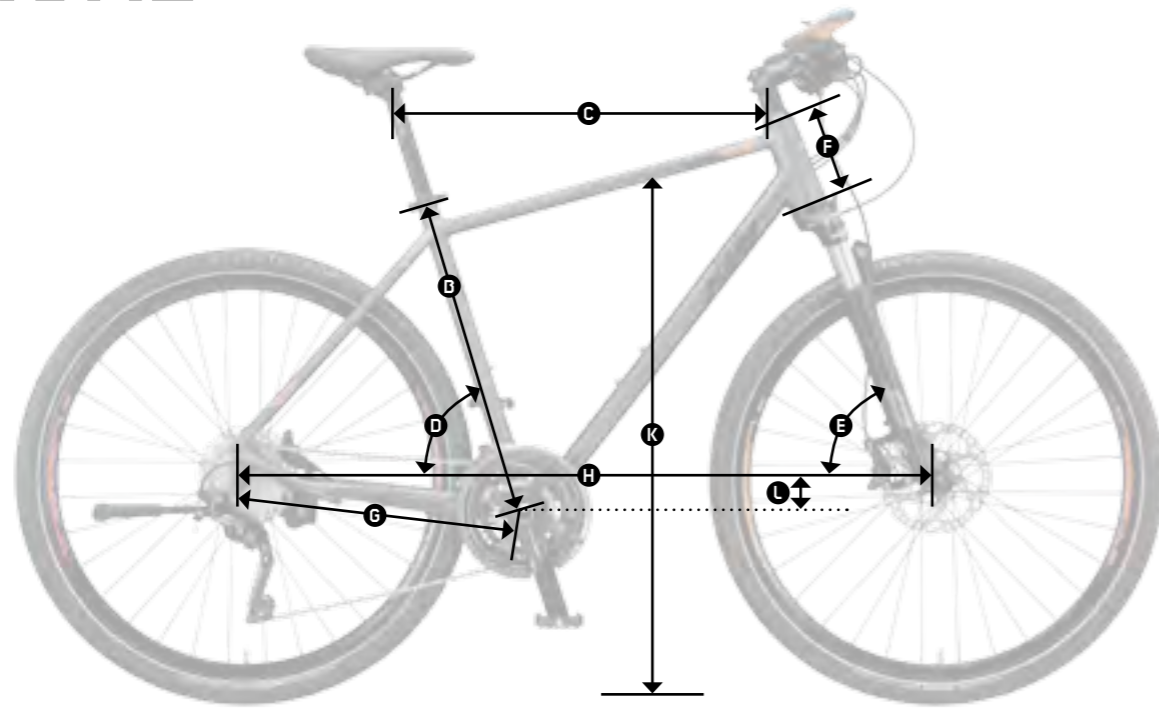
- A** Größe in cm
Size in cm
- A** Größe
Size
- A** Größe in Zoll
Size in inch
- B** Sitzrohrlänge
Seat tube length
- C** Oberrohrlänge
Touptube length
- D** Sitzwinkel
Seat angle
- E** Lenkwinkel
Head angle
- F** Steuerrohrlänge
Head tube length
- G** Kettentretlagerlänge
Chainstay length
- H** Radstand
Wheelbase
- I** Stack
Stack
- J** Reach
Reach
- K** Überstandshöhe
Standover height
- L** Tretlagerabsenkung
BB drop



	A	A	A	B	C	D	E	F	G	H	I	J	K	L
REVELATOR LISSE	49	XS	19,5	440	517	76	72	100	410	982	526	386	733	72
	52	S	20,5	470	537	76	72,5	115	410	999	542	402	755	72
	55	M	21,5	500	557	75,5	72,5	130	410	1014	556	413	777	72
	57	L	22,5	520	570	75	73	140	410	1019	565	419	793	70
	59	XL	23,0	540	583	74,5	73	155	410	1028	576	423	810	68
REVELATOR MASTER	49	XS	19,5	440	508	76,0	72	130	405,0	968	535	375,0	752	72
	52	S	20,5	470	528	76,0°	72,5°	145	405	985	551	390	774	72
	55	M	21,5	500	547	75,5°	72,5°	160	405	1000	565	401	795	72
	57	L	22,5	520	560	75,0°	73,0°	170	405	1004	575	406	811	70
REVELATOR 4000 / 3300	52	S	20,5	520	529	74,0°/75,0°	72,5°	145	405	976	551	381	747	72
	55	M	21,5	550	550	73,5°/74,5°	72,5°	160	405	992	565	393	768	72
	57	L	22,5	570	561	72,5°/73,5°	73,0°	175	405	989	580	389	785	70
	59	XL	23,0	590	572	73,5°	73,0°	200	412	1008	601	394	819	68
STRADA 1000	49	XS	19,5	490	509	75,0°	72,0°	130	410	965	534	366	734	72
	52	S	20,5	520	529	75,0°	72,5°	145	410	981	551	381	757	72
	55	M	21,5	550	550	74,5°	72,5°	160	410	997	565	393	779	72
	57	L	22,5	570	561	73,5°	73,0°	175	412	996	580	389	796	70
CANIC CXC	49	XS	19,5	440	510	75,0°	71,0°	130	425	991	542	365	763	72
	52	S	20,5	470	530	75,0°	71,5°	145	425	1007	558	380	785	72
	55	M	21,5	500	550	74,5°	71,5°	160	425	1023	572	391	805	72
	57	L	22,5	520	563	74,0°	72,0°	170	425	1027	582	396	821	70
	59	XL	23,0	540	576	73,5°	72,0°	185	425	1036	594	400	838	68
X-STRADA	52	S	20,5	520	529	75,0°	71,5°	130	425	1008	580	374	771	72
	55	M	21,5	550	550	74,5°	71,5°	145	425	1024	594	385	792	72
	57	L	22,5	570	560	74,0°	72,0°	160	425	1025	608	385	810	70

OFFROAD

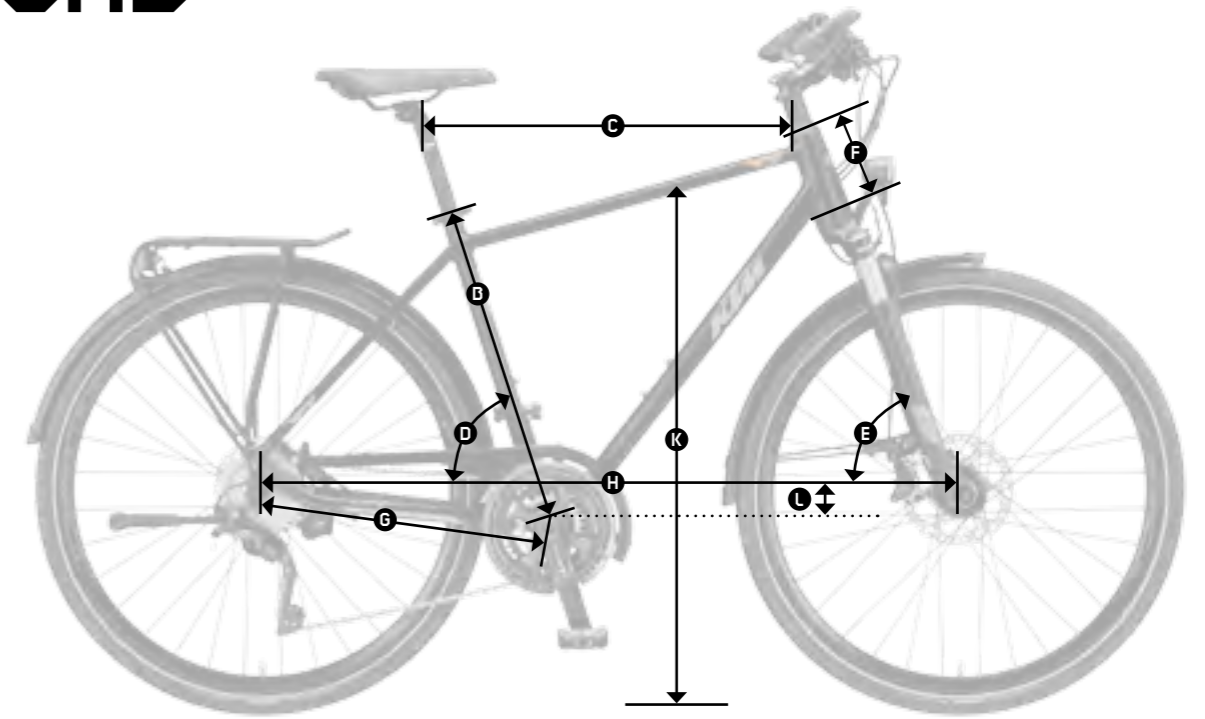
- A** Größe in cm
Size in cm
- A** Größe
Size
- A** Größe in Zoll
Size in inch
- B** Sitzrohrlänge
Seattube length
- C** Oberrohrlänge
Toptube length
- D** Sitzwinkel
Seat angle
- E** Lenkwinkel
Head angle
- F** Steuerrohrlänge
Headtube length
- G** Kettenstrebenlänge
Chainstay length
- H** Radstand
Wheelbase
- K** Überstandshöhe
Standover height
- L** Tretlagerabsenkung
BB drop



	A	A	A	B	C	D	E	F	G	H	K	L
LEGARDA RACE / LIFE 1964	46	S	18	460	575	73.0°	70.5°	120	440	1063	786	55
CROSS / LIFE ACTION / LIFE	51	M	20	510	588	73.0°	70.5°	137	440	1077	815	55
CROSS / LIFE ROAD / LIFE	56	L	22	560	599	73.0°	70.5°	155	440	1089	847	55
TRACK / LIFE ONE MAN	60	XL	23.5	600	616	73.0°	70.5°	174	440	1106	874	55
LEGARDA RACE / LIFE 1964	43	XS	17	430	564	73.0°	70.5°	120	440	1052	678	55
CROSS / LIFE ACTION /	46	S	18	460	575	73.0°	70.5°	120	440	1063	675	55
LIFE CROSS / LIFE ROAD /	51	M	20	510	588	73.0°	70.5°	137	440	1077	677	55
LIFE TRACK / LIFE ONE LADY	56	L	22	560	599	73.0°	70.5°	155	440	1089	678	55

ONROAD

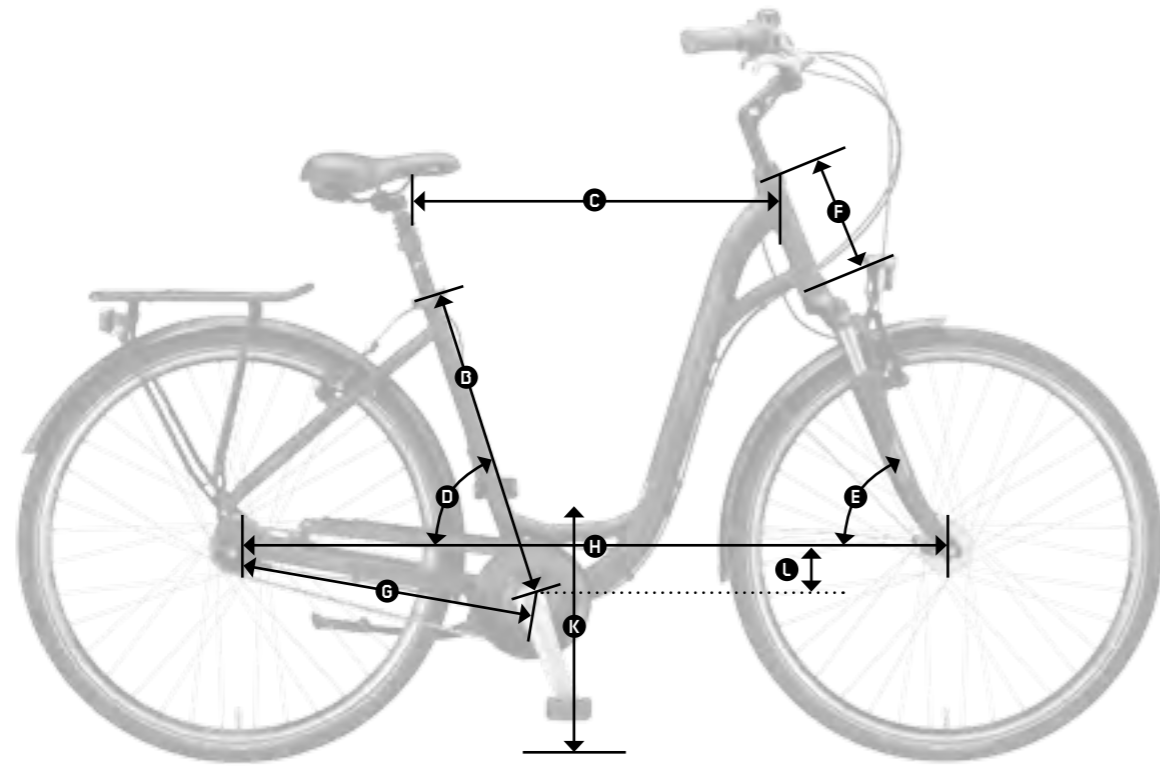
- A** Größe in cm
Size in cm
- A** Größe
Size
- A** Größe in Zoll
Size in inch
- B** Sitzrohrlänge
Seattube length
- C** Oberrohrlänge
Toptube length
- D** Sitzwinkel
Seat angle
- E** Lenkwinkel
Head angle
- F** Steuerrohrlänge
Headtube length
- G** Kettenstrebenlänge
Chainstay length
- H** Radstand
Wheelbase
- K** Überstandshöhe
Standover height
- L** Tretlagerabsenkung
BB drop



	A	A	A	B	C	D	E	F	G	H	K	L
LIFE STYLE / LIFE TOUR /	46	S	18	460	575	73.0°	71.0°	120	452	1070	788	55
LIFE 1964 / LIFE FORCE /	51	M	20	510	588	73.0°	71.0°	137	452	1084	814	55
LIFE LITE / LIFE SPACE DISC	56	L	22	560	600	73.0°	71.0°	155	452	1096	846	55
MAN	60	XL	23.5	600	616	73.0°	71.0°	174	452	1113	874	55
LIFE STYLE / LIFE TOUR /	46	S	18	460	575	73.0°	71.0°	120	452	1070	678	55
LIFE 1964 / LIFE FORCE / LIFE	51	M	20	510	588	73.0°	71.0°	137	452	1084	680	55
LITE / LIFE SPACE DISC LADY	56	L	22	560	600	73.0°	71.0°	155	452	1096	682	55
LIFE 1964 US	43	XS	17	430	579	71.5°	70.0°	150	474	1088	422	60
	46	S	18	460	590	71.5°	70.0°	160	474	1100	422	60
	51	M	20	510	600	71.5°	70.0°	174	474	1110	422	60
	56	L	22	560	618	71.5°	70.0°	190	474	1128	460	60
LIFE FORCE / LIFE LITE /	43	XS	17	430	579	71.5°	70.0°	150	474	1088	469	60
LIFE SPACE DISC E	46	S	18	460	590	71.5°	70.0°	160	474	1100	468	60
	51	M	20	510	600	71.5°	70.0°	174	474	1110	482	60
	56	L	22	560	618	71.5°	70.0°	190	474	1128	479	60
LIFE FUN 27 / LIFE TIME 24 /	46	S	18	460	575	73.0°	70.5°	120	452	1075	790	55
LIFE JOY 24	51	M	20	510	588	73.0°	70.5°	137	452	1089	816	55
MAN	56	L	22	560	600	73.0°	70.5°	155	452	1101	848	55
	60	XL	23.5	600	616	73.0°	70.5°	174	452	1119	875	55
LIFE TIME 24 / LIFE JOY 24	43	XS	17	430	564	73.0°	70.5°	120	452	1064	706	55
LADY	46	S	18	460	575	73.0°	70.5°	120	452	1075	706	55
	51	M	20	510	588	73.0°	70.5°	137	452	1089	710	55
	56	L	22	560	600	73.0°	70.5°	155	452	1101	719	55
LIFE TIME 24 / LIFE JOY 24	46	S	18	460	583	72.0°	70.5°	160	452	1070	667	60
LADY	51	M	20	510	599	72.0°	71.0°	174	452	1081	674	60
LIFE FUN 27 / LIFE TIME 24 /	43	XS	17	430	577	71.5°	70.0°	150	474	1088	469	60
LIFE JOY 24 E	46	S	18	460	595	71.5°	70.0°	160	474	1100	467	60
	51	M	20	510	596	71.5°	70.0°	174	474	1110	482	60
	56	L	22	560	618	71.5°	70.0°	190	474	1128	480	60
LIFE RIDE 24 DISC	46	S	18	460	575	71.0°	73.0°	120	452	1069	780	55
MAN	51	M	20	510	588	71.0°	73.0°	137	452	1084	820	55
	56	L	22	560	600	71.0°	73.0°	155	452	1096	851	55
	60	XL	23.5	600	616	71.0°	73.0°	174	452	1114	878	55
LIFE RIDE 24 DISC	46	S	18	460	575	71.0°	73.0°	120	452	1069	706	55
LADY	51	M	20	510	588	71.0°	73.0°	137	452	1084	714	55
LIFE RIDE 24 DISC	43	XS	17	430	579	71.5°	70.0°	150	474	1088	469	60
E	46	S	18	460	590	71.5°	70.0°	160	474	1100	468	60
	51	M	20	510	600	71.5°	70.0°	174	474	1110	482	60

CITY

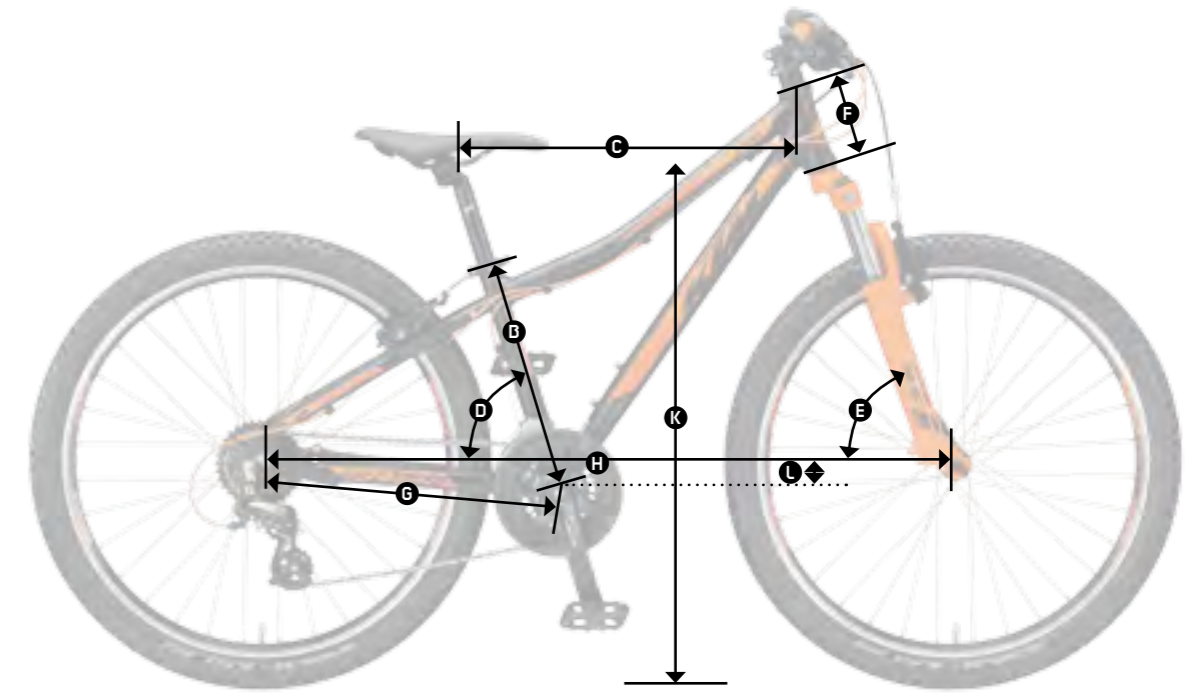
- A** Größe in cm
Size in cm
- A** Größe
Size
- A** Größe in Zoll
Size in inch
- B** Sitzrohrlänge
Seattube length
- C** Oberrohrlänge
Toptube length
- D** Sitzwinkel
Seat angle
- E** Lenkwinkel
Head angle
- F** Steuerrohrlänge
Headtube length
- G** Kettenstrebenlänge
Chainstay length
- H** Radstand
Wheelbase
- K** Überstandshöhe
Standover height
- L** Tretlagerabsenkung
BB drop



	A	A	A	B	C	D	E	F	G	H	K	L
KENT / CHESTER / OXFORD MAN	46	S	18	460	574	73.0°	71.5°	137	445	1069	766	60
	51	M	20	510	586	73.0°	71.5°	155	445	1073	796	60
	56	L	22	560	597	73.0°	71.5°	174	445	1096	827	60
	60	XL	23.5	600	612	73.0°	71.5°	190	445	1114	852	60
KENT / CHESTER / OXFORD LADY	46	S	18	460	574	73.0°	71.5°	137	445	1069	681	60
	51	M	20	510	586	73.0°	71.5°	155	445	1073	689	60
CITY LINE 28.7 WAVE	43	XS	17	430	582	71.5°	68.5°	160	482	1106	396	80
	46	S	18	460	594	71.5°	68.5°	174	482	1120	396	80
	51	M	20	510	612	71.5°	68.5°	190	482	1138	400	80
	56	L	22	540	625	71.5°	68.5°	190	482	1151	400	80
CITY LINE 26.7 WAVE	43	XS	17	430	575	72.6°	70.0°	150	458	1056	383	51
CITY FUN 28.3 WAVE	43	XS	17	430	600	72.6°	70.0°	160	482	1091	386	69
	46	S	18	460	612	72.6°	70.0°	174	482	1103	388	69
	51	M	20	510	620	72.6°	70.0°	190	482	1113	388	69
CITY FUN 26.3 WAVE	43	XS	17	430	576	72.6°	70.0°	160	458	1055	372	51

KIDS

- A** Größe in cm
Size in cm
- A** Größe
Size
- A** Größe in Zoll
Size in inch
- B** Sitzrohrlänge
Seattube length
- C** Oberrohrlänge
Toptube length
- D** Sitzwinkel
Seat angle
- E** Lenkwinkel
Head angle
- F** Steuerrohrlänge
Headtube length
- G** Kettenstrebenlänge
Chainstay length
- H** Radstand
Wheelbase
- K** Überstandshöhe
Standover height
- L** Tretlagerabsenkung
BB drop



	A	A	B	C	D	E	F	G	H	K	L
COUNTRY STAR E	43	17	430	574	71.5°	70.0°	160	435	1054	446	35
	51	20	510	587	71.5°	70.0°	160	435	1068	461	35
COUNTRY STAR LADY	37	14.5	370	541	72.0°	71.0°	125	430	1009	635	35
	42	16.5	420	561	72.0°	71.0°	137	430	1029	648	35
	47	18.5	470	578	72.0°	71.0°	155	430	1046	649	35
WILD SPEED 26.24 DISC / WILD SPEED 26.24	34	13.5	340	522	73.0°	71.0°	120	430	1001	698	40
WILD SPEED 24.24 DISC / WILD SPEED 24.24 / WILD SPEED 24.9 (RIGID) / WILD BEE 24.18	31	12	310	482	72.5°	70.0°	100	420	951	604	50
WILD SPEED 20.21 / WILD BEE 20.12	27	10.5	270	410	73.0°	71.0°	100	365	829	537	15
WILD CROSS 24.18 / WILD CROSS 24.18 STREET / ONE 24.18	31	12	310	484	72.5°	70.0°	100	420	954	633	50
WILD CROSS 20.12/ WILD ONE 20.6	29	11.5	290	410	73.0°	71.0°	100	365	829	573	15
WILDCAT 24.18	35	13.5	350	522	73.0°	71.0°	120	400	979	412	25
WILDCAT 20.6	30.5	12	305	442	73.0°	71.0°	100	360	860	356	15



[KTM-BIKES.AT/BIKES/E-BIKE](https://www.ktm-bikes.at/bikes/e-bike)

**MADE FOR YOU.
MADE IN AUSTRIA.**



KTM Fahrrad GmbH
Harlochnerstraße 13
5230 Mattighofen, Austria

Technische Änderungen ohne weitere Information vorbehalten. Für Irrtümer und Druckfehler keine Haftung. Stand: Juni 2018

DESIGN BY GRUPE-DEJOUR.DE

Specifications are subject to change without notice. For errors, technical mistakes and misprints no liability is assumed. Stand: June 2018

KTM-BIKES.AT